



TEXAS SOUTHMOST COLLEGE DISTRICT

80 Fort Brown • Brownsville, Texas 78520 • (956) 882-3879 • Fax: (956) 882-8811

FILED AND RECORDED
OFFICIAL PUBLIC RECORDS
2012 FEB 29 03:54P

Joe G Rivera
County Clerk
By
Hilda Perez, Deputy
Cameron County

Board of Trustees

Francisco G. Rendon
Chair

Roberto Robles, M.D.
Vice Chair

Adela G. Garza
Secretary

Trey Mendez

Robert A. Lozano, M.D., Ph.D.

David G. Oliveira

Rene Torr s

TSC President

Lily F. Tercero, Ph.D.

TAKE NOTICE THAT A REGULAR MEETING OF THE BOARD OF TRUSTEES

OF

TEXAS SOUTHMOST COLLEGE DISTRICT

will be held in the

Gorgas Board Room at The University of Texas and Texas Southmost College,

80 Fort Brown, Brownsville, Texas 78520

commencing at 5:30 p.m. on Wednesday, February 29, 2012, to consider
and act on the following Agenda:

Agenda

Posted Friday, February 24, 2012

1. Call to Order
2. Announcements
 - a. Principal for a Day (Mrs. Adela Garza, Hanna High School; Dr. Lily Tercero, Besteiro Middle School)
3. Public Comment. No presentation will exceed three minutes.
4. Mission Statement
5. Consideration and Approval of Minutes of the Meeting of January 19, 2012
6. Consideration and Approval of Resolution Granting Certain Tax Exemptions to Certain Historic Sites Under the 2011 Heritage Plan
7. Consideration and Approval of Acceptance of Works of Art
8. Consideration and Approval of Notice and Order of Election
9. Consideration and Approval of Budget Amendment for FY 2012
10. Report on Grants Submitted / Received

11. Report on Changes to the Student Financial Assistance Programs including Federal Financial Aid and Pell Grants
12. Report on Changes to the Perkins Career and Technical Education State Grant Program
13. Report on the TSC Foundation Annual Meeting by the TSC Board of Trustees Chairman/ TSC Foundation Board Member
14. Report of the First Quarter Financial Statements and Investments for FY 2012
15. Report on TSC Transition Team
16. Executive Session
 - a. Deliberation on Real Property Regarding the TSC Fort Brown Condos Villas I and II, Section 551.072, Texas Government Code.
17. Action on Executive Session Matters
18. Adjournment and Announcement of Next Meeting Dates
 - a. Thursday, March 22, 2012
 - b. Thursday, April 19, 2012
 - c. Thursday, May 17, 2012

Individuals with disabilities are entitled to have access to and participate in public meetings. An individual requiring an accommodation for access to the meeting must notify the Texas Southmost College District in writing 24 hours prior to the scheduled meeting of the necessity of an accommodation. Upon receipt of this request, the Texas Southmost College District will furnish appropriate auxiliary aids and services when necessary to afford an individual with a disability an equal opportunity to participate in and enjoy the benefits of the Board meeting as non-handicapped individuals enjoy.

Texas Southmost College District

Minutes of the Regular Meeting of the Board of Trustees

January 19, 2012

The Board of Trustees of the Texas Southmost College District convened in open session on January 19, 2012, at 5:30 p.m., in the Gorgas Board Room at Texas Southmost College. Board members present were Francisco G. Rendon, Chair; Dr. Roberto Robles, Vice Chair; Adela G. Garza, Secretary; David Oliveira; René Torres; Trey Mendez; and Dr. Robert A. Lozano. Also present was Dr. Lily F. Tercero, President of Texas Southmost College.

1. Call to Order

The meeting was called to order by Chairman Rendon at 5:34 p.m.

2. Announcements

Chairman Rendon called on Dr. Tercero to make the announcement. Dr. Tercero introduced the new Vice President for Instruction and Student Services, Dr. Robert Aguero. Dr. Aguero joins TSC with over twenty-five years of experience in the community college field, and has served as Vice Chancellor for three major community college districts in Texas. Dr. Aguero is extremely knowledgeable in the area of instruction and has extensive experience as a high school teacher. Dr. Aguero has also served as a former college president.

Mr. Rendon expressed his appreciation for Dr. Aguero having joined TSC.

3. Speakers to Agenda Items and Public Discussion

Chairman Rendon called on Mr. Joe de la Fuente, community member. Mr. de la Fuente informed the Board that he participated in a bid for the sale of the condominiums and is able to answer any questions that the Board might have.

4. Mission Statement

Chairman Rendon read the existing mission for the Texas Southmost College District as follows:

“Texas Southmost College is a comprehensive open admissions public community college whose mission comports with Texas Statute Subchapter A, Section 130.

Texas Southmost College offers programs leading to certificates of completion and associate degrees, developmental education to prepare students for college-level work, occupational and technical programs to prepare students for immediate employment, academic courses of study to develop the core skills, understandings, and knowledge appropriate for baccalaureate programs, and continuing education, counseling, guidance, adult literacy and personal enrichment.

Texas Southmost College advances economic and social development, enhances the quality of life, encourages respect for the environment, cultivates personal enrichment, and expands knowledge in service to its community. It convenes the cultures of its community and fosters an appreciation for the unique heritage of the Lower Rio Grande Valley. It provides academic leadership in the intellectual, social, cultural, and economic life of the region it serves.

Texas Southmost College places excellence in teaching and learning at the core of its commitments. It seeks to help students at all levels develop the skills which will sustain life-long learning while respecting the dignity of each learner and the needs of the entire community.”

5. Approval of Minutes of Previous Meetings

Consideration and Possible Action on Approval of Minutes of the Regular Meeting on December 15, 2011

A motion was made by Mr. Mendez to approve the Minutes of the Regular Meeting on December 15, 2011 as presented. The motion was seconded by Mr. Torres and carried unanimously.

6. Audit Committee

Report

Chairman Rendon called on Mrs. Garza to give the report. She reported that the Audit Committee met on Wednesday, January 18, 2012. Present were Dr. Robert Lozano, Francisco Rendon, Elias Villarreal, Antonio Juarez, Dr. Lily Tercero, Chet Lewis, Nancy Saldana, and Carlos Pecero of Patillo, Brown and Hill.

The first item discussed was the Comprehensive Annual Financial Report and Audit for Texas Southmost College District for Fiscal Year ending August 31, 2011. The District completed the process of compiling a Comprehensive Annual Financial Report, also known as a CAFR, for the Board's approval and for submission to the Government Finance Officers Association (GFOA). This will be the fifth consecutive year that the District has submitted the CAFR to the GFOA for the Certificate of Achievement and has, in turn, received the award for each of those submissions. The District's financial reports, accounting procedures and internal controls are audited annually by an independent auditing firm.

Mrs. Garza stated that Patillo, Brown & Hill has conducted this year's audit and reported that the District had once again earned an unqualified opinion – or a clean opinion. Mrs. Garza thanked the TSC Finance Office and TSC District Office Staff for all their time and assistance in completing the report.

Mrs. Garza introduced Mr. Carlos Pecero to give a brief overview and to answer questions from the Board. Mr. Pecero reported that a single audit testing was performed and there were no findings within the report. Mr. Pecero also noted that the prior year comments, within the management letter, have all been corrected and implemented appropriately.

Mr. Pecero concluded by thanking Nancy Saldana, Chet Lewis, Kim Sanchez and the staff in the finance department for their assistance work.

Mr. Lewis reported that this is the second year that Patillo, Brown and Hill has been engaged to audit the District. Mr. Lewis thanked Nancy Saldana and her staff for assisting in the preparation of the audit.

Mr. Rendon also thanked Chet Lewis, Nancy Saldana and the finance staff for the continuous commitment to TSC.

7. Comprehensive Annual Financial Report and Audit for Texas Southmost College District for FY Ending August 31, 2011.

Consideration and Possible Action on Approval of the Comprehensive Annual Financial Report and Audit for Texas Southmost College District for FY Ending August 31, 2011

A motion was made by Dr. Robles to approve the Comprehensive Annual Financial Report and Audit as presented. The motion was seconded by Mr. Torres and carried unanimously. Exhibit "A"

8. Bond Construction Project Review

Chairman Rendon called on Dr. Tercero to introduce the Spire Consulting Group, LLC. Dr. Tercero reported that the Board of Trustees voted late last year to engage the consulting firm of Spire Consulting Group, LLC to conduct a review and analysis of the construction management processes relating to the bond projects. The firm has completed the review and analysis. They have identified some areas of improvement and will be making recommendations. Dr. Tercero introduced Mr. Dana Fetrow and Mr. John Wolfe, from Spire Consulting Group, LLC.

Mr. Fetrow reported that the following four phases of review were completed: Phase I – Kickoff and Information; Phase II – Review & Evaluate Performance of Past Projects; Phase III – Prepare & Discuss Preliminary Findings; and Phase IV – Prepare & Issue Report of Findings. The review was divided into two major categories: program initiation and program execution. Mr. Fetrow reported that the Board initially issued an election for a \$100 million dollar bond and eventually received approval for \$68 million dollars. He also reported that the funding allocation for the bond projects through November 2009 amounted to \$109.8 million dollars, with additional funding for the projects coming from various sources, including maintenance notes, refinancing revenue, student fees, and interest earnings. He then presented areas for process improvement and provided recommendations.

Mr. Fetrow completed the presentation to the Trustees and answered questions. There was no action taken on this item. *Exhibit "B"*

9. Resolution to Hold Joint Elections

Consideration and Possible Action on Approval of Resolution to Hold Joint Elections

Chairman Rendon called on Mr. Lewis to present the item. Mr. Lewis reported that TSC will be holding early voting for Positions 6 and 7 from April 30th through May 8, 2012 and regular voting on May 12, 2012. An agreement has been reached with Brownsville Navigation District. The resolution to hold joint elections needs to be established in order to move forward with the election process.

Dr. Robles asked what will be the cost if TSC has the joint election.

Mr. Lewis reminded the Board that TSC has \$185,000 budgeted for elections, but this cost could be less if there is not a runoff.

Dr. Tercero reported that a meeting was held with the County Judge and his staff, and they have agreed to help TSC with the election, however, the extent of that help is not yet known.

Mr. Rendon read the resolution.

A motion was made by Mrs. Garza to adopt the Resolution to Hold Joint Elections as presented. The motion was seconded by Mr. Torres and carried. Opposed by Dr. Robles. *Exhibit "C"*

10. Setting Date and Time for Drawing for Place on Ballot

Consideration and Possible Action on Approval of Setting Date and Time for Drawing for Place on Ballot

Chairman Rendon called on Mr. Lewis to present the item. Mr. Lewis reported that as required by Texas Election Code Chapter 52, the order of a candidate name shall be determined by a drawing. The District must set a time and date for the drawing to take place. Staff is recommending holding a drawing on March 6, 2012 at 5:30 p.m. at the Gorgas Tower.

A motion was made by Mr. Mendez to Set the Date and Time for the Drawing for Place on Ballot on March 6, 2012 at 5:30 p.m. at the Gorgas Tower as presented. The motion was seconded by Mrs. Garza and carried. Opposed by Dr. Robles. *Exhibit "D"*

11. Update on Strategic Planning

Chairman Rendon called on Dr. Tercero to present the item. Dr. Tercero reported that she is diligently working on over 900 items of data that have been gathered from the community summits. The process of placing the data and compiling into themes is continuing, however, she reported that excellent input and comments were provided by the participants. This process will continue to move forward and the board will be updated at a future date.

12. Executive Session

as provided by Government Code,
Chapter 551.071, 551.072 and 551.074.

The Board convened in Executive Session at 6:36 p.m.

The Board reconvened in Regular Session at 7:05 p.m.

13. Consideration and possible action on matters discussed in Executive Session

**Consideration and Possible Action
to Deliberation on Real Property Regarding
the TSC Fort Brown Condo Villas I and II**

A motion was made by Mr. Oliveira to accept the bid for condo 6012 of Villas I as presented. The motion was seconded by Mr. Torres and carried unanimously.

A motion was made by Mr. Torres to direct Dr. Tercero to negotiate with the second bidder as presented. The motion was seconded by Dr. Lozano and carried unanimously.

A motion was made by Mr. Mendez to declare Villas II as a surplus property and include a minimum price per unit bid as presented. The motion was seconded by Mr. Torres and carried unanimously.
Exhibit "E"

14. Proposed Meeting Dates

- Thursday, February 16, 2012**
- Thursday, March 22, 2012**
- Thursday, April 19, 2012**
- Thursday, May 17, 2012**

Adjournment

The meeting was adjourned by Chairman Rendon at 7:08 p.m.

Mr. Francisco G. Rendon
Chairman, Board of Trustees

Ms. Adela G. Garza
Secretary, Board of Trustees

NOTE: The tape of the Regular Board of Trustees meeting held on January 19, 2012, is on file at the District Office of the Texas Southmost College District. The master tape is on file at UTB/TSC Media Services. These minutes were taken and transcribed by Max E. Roca, Administrative Secretary. Videotaping of the Board of Trustees' meetings began on April 11, 1996. They are aired on Channel KBSD in cooperation with the Brownsville Independent School District.



TEXAS SOUTHMOST COLLEGE DISTRICT

BOARD AGENDA REQUEST FORM

Department/Division: City of Brownsville Heritage Department	Board Meeting Date: February 29, 2012
Agenda Item: Consideration and possible action on adoption of Resolution Granting Certain Tax Exemptions to Certain Historic Sites Under the 2012 Heritage Plan.	
Rationale/Background: As it has for the last 25 years, the City of Brownsville is requesting that the Board of Trustees adopt a resolution granting tax exemptions to certain historic sites under the 2012 Heritage Plan. This request keeps TSC's interest and commitment to the restoration and preservation of historic properties. If approved, the financial implications to the District would be a total of \$9,170.53 of tax forgone for the 55 properties. These amounts will be taken into consideration in the development of the FY2012 budget.	
Recommended Action: Motion to adopt resolution granting certain tax exemptions to certain historic sites under the 2012 Heritage Plan as presented.	
Fiscal Implications: Budgeted Item: <input type="checkbox"/> Yes <input checked="" type="checkbox"/> No <input type="checkbox"/> N/A If no, explain: If approved, the anticipated amount will be included in the budget for Fiscal Year 2012-2013.	
Attachments (List): <ol style="list-style-type: none">1. Proposed Resolution2. Letter from the City of Brownsville3. Tax Summary for the 2012 Heritage Plan4. Historic Brownsville 2012 Heritage Plan	

FOR OFFICE USE ONLY:
Board Action: Approved: <input type="checkbox"/> Yes <input type="checkbox"/> No <input type="checkbox"/> Tabled for action on: _____
Certified by: _____ Title: _____ Date: _____

THE STATE OF TEXAS §

COUNTY OF CAMERON §

TEXAS SOUTHMOST COLLEGE DISTRICT

RESOLUTION

WHEREAS, V.T.C.A. Tax Code Section 11.24 authorizes the governing body of any taxing unit to exempt from taxation part or all of the assessed value of certain historic heritage sites; and

WHEREAS, this Board supports efforts by the City of Brownsville and other taxing units to provide tax relief; NOW THEREFORE,

BE IT RESOLVED BY THE BOARD OF TRUSTEES OF TEXAS SOUTHMOST COLLEGE DISTRICT:

DIVISION A. FEDERAL & STATE SITES.

SECTION 1. That all taxable sites heretofore designated as Recorded Texas Historical Landmarks by the Texas Historical Commission and all taxable sites with historic structures heretofore designated as a Historic Landmark or a site on the National Register of Historic Places by the United States government to the extent that such sites remain so designated are hereby designated as historically significant sites in need of tax relief to encourage their preservation and are hereby totally (100%) exempted from all ad valorem taxation by this taxing unit. Further, that the historic sites to benefit from this section of this Resolution are listed in the Heritage Plan 2012, said plan being dated December 31, 2011 and being adopted by Ordinance Number 2012-1100.50 of the City of Brownsville, Texas.

SECTION 2. That SECTION 1 hereof shall be effective provided that the potential annual revenue foregone by this District on all historic sites under Section 1 hereof not to exceed one-third of one percent of this District's total potential annual a valorem tax revenues.

DIVISION B. PRIMARY LOCAL SITES

SECTION 3. That this Board hereby grants historical ad valorem tax exemptions equal to 50% of the gross assessed value of any historic sites which are not directly benefited by SECTION 1 of this Resolution and which are listed as Primary Local Sites in the Heritage Plan 2012 said Plan being dated December 31, 2011, and being adopted by Ordinance Number 2012-1100.50 of the City Of Brownsville. All such taxable Primary Local Sites are hereby designated as historically significant sites in need of tax relief to encourage their preservation. It is hereby declared that each Site contains at least one historic structure.

SECTION 4. That any historic site under Section 3 hereof, on which there is successful completion of substantial new rehabilitation as defined by the Board's Chairman, is hereby totally exempted from ad valorem taxation for five years.

DIVISION C. FEDERAL, STATE, & PRIMARY LOCAL SITES.

SECTION 5. That if a site which has directly benefited from an exemption granted by SECTION 1, 3, or 4 hereof loses its official historic designation due to inappropriate physical changes such as site demolition, other than those changes caused by an act of God, then an additional tax is imposed on the site equal to the difference, if any, between the taxes imposed on the site for each of the five (5) years preceding the year in which such historic designation is lost and the taxes that would have been imposed had the site not been subject to the net lost historical exemption in each of those years, plus interest at an annual rate of seven (7.0) percent calculated from the dates of which the differences would have become due.

SECTION 6. That each exempted historic site shall include not only one or more historic structures but also the land necessary for access to and use of the structure (s) with the exact boundaries of such land being determined by this Board's Chairman.

SECTION 7. That this Board's Chairman is hereby granted the authority to implement this Resolution by any means not contrary to law, including, but not limited to, the issuance of rules and policies, the making of requests for non-binding advice from any entities, and the delegation of authority.

SECTION 8. That nothing herein shall be construed to:

- a. Relieve property owners of their duty to file annual exemption application forms in accordance with all state laws, rules, and regulations if they wish to take advantage of the exemptions granted by this Board: or
- b. Prevent this Board from subsequently repealing or amending this Resolution.

SECTION 9. That if any provision of this resolution, or the application of same to particular set of persons or circumstances, should for any reason be held by the courts to be invalid, such and each provision of the resolution is declared to be severable.

SECTION 10. That this Resolution shall become effective on February 29, 2012, if signed, attested, and recorded in the records of this District.

ADOPTED this 29th day of February, 2012

Date Signed

Francisco G. Rendon
Chair, Board of Trustees

Date Signed

Adela G. Garza
Secretary, Board of Trustees



January 27, 2010

Dr. Lily Tercero
President
Texas Southmost College
80 Fort Brown Street
Brownsville, Texas 78520

Texas Southmost College
District Office

JAN 27 2012

Dear Dr. Tercero:

I would like to request that you consider placing the following item on the next agenda of the UTB/TSC Board of Trustees meeting.

Discussion and possible action on adopting a resolution granting certain tax exemptions to certain historic sites under the 2012 Heritage Plan.

Attached is a suggested draft of the aforementioned resolution. Enclosed is the 2012 Heritage Plan and related information.

If you have any further questions on this matter, please contact me at (956) 548-6070.

Sincerely,

José A. Gavito, Jr.,
Heritage Officer,
City Of Brownsville

XC: Mayor and City Commissioners
Charlie Cabler, City Manager
Chet Lewis, Vice President TSC

Attachments

Tax Summary for 2011 Heritage Plan

TAXING UNIT: Southmost Union Jr. College District

(1) Number of Exemptions				HISTORICAL
				55
(2) Appraisal Value of Exemptions				\$5,590,902
			AMOUNT TAX \$ FOREGONE	\$9,170.53
Note: 2011 tax rate = .164026				

Tax Summary for 2011 Heritage Plan

TAXING UNIT: City of Brownsville

HISTORICAL

55

\$5,590,902

\$39,170.75

AMOUNT TAX \$ FOREGONE

ANALYSIS OF DATA:

Note: 2011 tax rate .700613

TAXING UNIT: Brownsville Navigation District

Tax Summary for 2011 Heritage Plan

				HISTORICAL
(1) Number of Exemptions			55	
(2) Appraisal Value of Exemptions			\$5,590,902	
			AMOUNT TAX \$ FOREGONE	\$2,618.22
Note: 2011 tax rate .046830				

Notes on methods use to determine values using Entity Totals report dated 07/19/2011		
provided by the Cameron County Appraisal District:		
CAMREON COUNTY APPRAISAL FY 2011		
TAXING UNIT	# OF SITES	TAX EXEMPTION
TSC/UTB	55	\$9,170.53
COUNTY	55	\$21,485.33
BISD	54	\$58,250.60
CITY	55	\$39,170.75
BND	55	\$2,618.22
	TOTAL	\$ 130,695.44



HISTORIC BROWNSVILLE

2012

**Heritage Council's Proposed Changes
from 2011 Plan to 2012 Plan**

Introduction

This year marks the twenty-four anniversary of the Brownsville Heritage Survey and Heritage Plan. The City Code requires that the Survey and the Plan be adopted at least once every year.

The Survey is intended to be an inventory of all existing and potential heritage sites in Brownsville. The Survey also documents any changes to the sites that have occurred in the past year. The Plan is intended to rank those sites according to their architectural and historical significance.

The information in this Update is used by the Brownsville Heritage Council to make recommendations to the Zoning Commission regarding modifications to the preceding year's Heritage Plan. Then the Zoning Commission makes its recommendation to the City Commission.

Summary

In general, the Heritage Council's recommendation is that the 2011 Heritage Plan be adopted with several changes; these changes will affect the amount of "historic tax exemption" taxes foregone. The changes are as follows: Nine new sites have been designated as Primary Local Sites. One Primary Local Site was designated a State site.

Contents

1. Putegnat Building- 1904 - 1141 E Elizabeth ST
2. Manatou Building -1928 - 1201 E Washington ST
3. Stevenson Motors Co. - 1928 953 E Adams ST
4. Craftsman - 1920 - 122 E St Charles ST
5. Aziz House - 1927 - 1205 W Elizabeth ST
6. Davis-Sharpe House -1915 - 1250 W Elizabeth ST
7. Hinojosa House -1947 - 235 Sunset DR
8. Porter House -1929 - 28 Poinsettia PL
9. Del Frances Apts -1927 - 6 Ebony
10. Pitt House – 1931 - 1834 Palm BLVD

**2012 Heritage
Survey/Plan Update**

Name: Putegnat Building

Address: 1141 E Elizabeth ST

Legal Description: LOT 11 BLK 64 BROWNSVILLE ORIGINAL TOWNSITE

Owner(s): GEORGE W PUTEGNAT FAMILY TRUST

Architectural Style: Commercial

Year Built: 1904

Current Heritage Status: Secondary Local Site

Proposed Status: Primary Local Site

Comments: On 12/03/11 the Heritage Council recommended the site be designated a Primary Local Site making it eligible for 50% historic tax exemption.

**2012 Heritage
Survey/Plan Update**

Name: Manatou Building

Address: 1201 E Washington ST

Legal Description: LOT 8 BLK 88 BROWNSVILLE ORIGINAL TOWNSITE

Owner(s): RICHER JUAN E ET AL

Architectural Style: Commercial

Year Built: circa 1928

Current Heritage Status: Secondary Local Site

Proposed Status: Property owner requests Heritage Council to consider site as a Primary Local Site.

Comments: Heritage Council recommended the site be designated a Primary Local Site making it eligible for 50% historic tax exemption.

**2011 Heritage
Survey/Plan Update**

Name: Stevenson Motor Co. Building

Address: 953 E Adams ST

Legal Description: LOT 12 BLK 96 BROWNSVILLE ORIGINAL TOWNSITE

Owner(s): LOWER RIO GRANDE VALLEY INV & DEV

Architectural Style: Spanish Mediterranean Revival

Year Built: 1910

Current Heritage Status: Secondary Local Site

Proposed Status: Primary Local Site

Comments: On 12/03/11 the Heritage Council recommended the site be designated a Primary Local Site making it eligible for 50% historic tax exemption.

**2011 Heritage
Survey/Plan Update**

Name: Unknown

Address: 122 E St Charles ST

Legal Description: LOT 4 BLK 28 BROWNSVILLE ORIGINAL TOWNSITE

Owner(s): Henry Istre

Architectural Style: Craftsman

Year Built: 1920

Current Heritage Status: Secondary Local Site

Proposed Status: Primary Local Site

Comments: On 12/03/11 Heritage Council recommended the site be designated a Primary Local Site making it eligible for 50% historic tax exemption.

**2011 Heritage
Survey/Plan Update**

Name: Aziz House

Address: 1205 W Elizabeth ST

Legal Description: LOT 1-2 BLK 29 WEST BROWNSVILLE ADDITION

Owner(s): Federico Celis

Architectural Style: Spanish Mediterranean

Year Built: 1927

Current Heritage Status: Secondary Local Site

Proposed Status: Primary Local Site

Comments: On 12/03/11 the Heritage Council recommended the site be designated a Primary Local Site making it eligible for 50% historic tax exemption.

**2012 Heritage
Survey/Plan Update**

Name: Davis - Sharpe House

Address: 1250 W Elizabeth ST

Legal Description: WEST BROWNSVILLE ADDITION LOT 7 & W 1/2 LOT 8
BLK 30

Owner(s): Delina Barrera

Architectural Style: Dutch Colonial

Year Built: 1909

Current Heritage Status: Secondary Local Site

Proposed Status: Primary Local Site

Comments: On 12/03/11 the Heritage Council recommended the site be designated a Primary Local Site making it eligible for 50% historic tax exemption.

**2012 Heritage
Survey/Plan Update**

Name: Hinojosa House

Address: 235 Sunset DR

Legal Description: LOS EBANOS SUBDIVISION LOTS 17-18 BLK 8

Owner(s): N/A

Architectural Style: California Monterey

Year Built: 1955

Current Heritage Status: Secondary Local Site

Proposed Status: Primary Local Site

Comments: On 12/03/11 the Heritage Council recommended the site be designated a Primary Local Site making it eligible for 50% historic tax exemption.

**2012 Heritage
Survey/Plan Update**

Name: Porter House

Address: 28 Poinsettia PL

Legal Description: Block 11 Lot 7 Los Ebanos Addition

Owner(s): N/A

Architectural Style: Tudor Revival

Year Built: 1929

Current Heritage Status: Secondary Local Site

Proposed Status: Primary Local Site

Comments: On 12/03/11 the Heritage Council recommended the site be designated a Primary Local Site making it eligible for 50% historic tax exemption.

**2012 Heritage
Survey/Plan Update**

Name: Del Frances Apartments

Address: 2, 6 & 8 Ebony

Legal Description: LOS EBANOS SUBDIVISION E PT LOT 14 & W PT LOT 15
BLK 3 - LOS EBANOS SUBDIVISION E PT LOT 15 & W 12 1/2' LOT 16 BK3

Owner(s): KOPPEL ROLLINS M/AGRELA JOHN & ANITA AGRELA

Architectural Style: Spanish Mediterranean

Year Built: 1927

Current Heritage Status: Secondary Local Site

Proposed Status: Primary Local Site

Comments: On 12/03/11 the Heritage Council recommended the site be designated a Primary Local Site making it eligible for 50% historic tax exemption.

**2012 Heritage
Survey/Plan Update**

Name: Pitt House

Address: 1806 Palm BLVD

Legal Description: LOS EBANOS SUBDIVISION LOT 4 BLK 3

Owner(s): BALLI FERNANDO R & ELSA TATIANA

Architectural Style: Dutch Colonial

Year Built: 1931

Current Heritage Status: Primary Local Site

Status: State Site

Comments: On 12/03/11 the Heritage Officer confirmed that the State had approved the designation.

2012 HERITAGE PLAN



An on-going cooperative Historic Preservation Program

sponsored by the Cameron County, Brownsville Independent School District,
University of Texas at Brownsville, the Brownsville Navigation District and the
City of Brownsville,

Heritage Department
Brownsville, Texas 78522-0911
December 31, 2011

TABLE OF CONTENTS

FEDERAL SITES..... Page 3

STATE SITES..... Page 6

PRIMARY LOCAL SITES..... Page 8

SECONDARY LOCAL SITES.....Page 16

POTENTIAL SITE.....Page 24

FEDERAL SITES

Sites designed as a "Federal Site" under Ordinance 1100 are those sites designated as a National Historical Landmark (NHL) or a property listed on the National Register of Historic Places by the Federal government. Under the Heritage Plan, such Federal Sites are exempt from all ad valorem taxation by the participating taxing entities.

Under Section 31-55 in Ordinance 1100, "No new "Federal" or "State Sites" shall be eligible for historic tax relief if the addition of such a site would likely cause the total potential annual revenue foregone by the "city" on federal sites and state sites to exceed one-half of one percent of the city's total potential annual ad valorem tax revenues."

Another important point is that qualified rehab work performed on federal sites, once listed on the Register of Historic Places, may qualify for a 20% Investment Tax Credit on the property owner's Federal tax return with the Internal Revenue Service.

The Heritage Officer provides assistance to property owners seeking to follow the rehabilitation guidelines that apply to these sites.

HERITAGE CATEGORY GROUP: **Federal Sites**

SITE NAME	ARCHITECTURE (YEAR BUILT)	LOCATION	PROPERTY AND LEGAL DESCRIPTION REFERENCE CODE
Browne-Wagner House	Victorian Style (1894)	245 E ST Charles ST	Block 43 Lots 11-12
Brooks, Samuel Wallace House	(1888) Victorian-Shingle Style	623 E ST Charles ST	Block 39 Lot 9
Manautou House	(1924)	5 E Elizabeth ST	Block 75 Lot 7+ (NW 1/2) of Lot 8
Celaya-Creager House	(1912) Neoclassical Style	441 E Washington ST	Block 80 Lots 9-12
A. G. Browne House	Colonial Revival - 1905	204 E Levee ST	Block 43, Lot(s)4-6, OT
Gregg-Hicks House		1249 W Washington ST	Block 30 Lot(s) 4-6 West Brownsville Addition

HERITAGE CATEGORY GROUP: **Federal Sites**

SITE NAME	ARCHITECTURE (YEAR BUILT)	LOCATION	PROPERTY AND LEGAL DESCRIPTION REFERENCE CODE
Charles Stillman House Museum – Complex – Heritage Museum	(1850) Greek Revival	1305 E Washington ST	Block 89 Lots 7-8 Tax Exempt; City Property
Miguel Fernandez Hide Yard	(1880-1894) Spanish Colonial Style	1101-21 E Adams ST	Block 94 Lots 7-8
Immaculate Conception Cathedral (Minor Basilica)	(1854-59) Gothic Revival	1218 E Jefferson ST	Block 93 Lots 1-7 Tax Exempt; Church property
Southern Pacific Railroad Passenger Depot (Historical Brownsville Museum)	Spanish Colonial Revival (1929)	641 E Madison ST	Block 126 (SW 1/2) Tax Exempt; City Property
La Madrileña (Ortiz Store)	(1892) Victorian Style	1000 E Madison ST	Block 112 Lots 5-6
Cameron County Courthouse (Oscar Dancy Building)	(1912) Neoclassical Style	1150 E Madison ST	Block 121 Lots 1-12 Tax Exempt; County Property
La Nueva Libertad (Andres Cueto Building)	(1893) Victorian Style	1301-11 E Madison ST	Block 119 Lots 7-9 Tax Exempt: UTB/TSC Property
Old Cameron County Jail	Circa 1912 Architect: Atlee B. Ayress	1201 E Van Buren ST	Block 178 lots 8-10

HERITAGE CATEGORY GROUP: **Federal Sites**

SITE NAME	ARCHITECTURE (YEAR BUILT)	LOCATION	PROPERTY AND LEGAL DESCRIPTION REFERENCE CODE
Augustine Celaya House	(1904) Victorian Style	504 E ST Francis ST	Block 21 Lots 3-6
The Gem (Also Known as Roser Custom Service)	(1848) Spanish Colonial Style; quite likely the oldest structure in Brownsville	400 E 13th ST	Block 59 parts of Lot 7-8
Ft. Brown Complex	Various Buildings on TSC campus	(NHL- National Historic Landmark) Boundaries are delineated in Appendix A	Tax exempt; Texas Southmost College property

Appendix A:

Fort Brown National Historic Landmark

UTM References

Boundaries for Sections

Section A (1846 Breastworks):

	<u>Easting</u>		<u>Northing</u>	
Point A	650	740	2864	300
Point B	650	900	2864	300
Point C	650	900	2864	280
Point D	650	740	2864	210

Section B (Calvary Building):

Point A	<u>Easting</u>		<u>Northing</u>	
	651	420	2865	900

SECTION C (Gorgas, Champion, Art Building, and Morgue):

	<u>Easting</u>		<u>Northing</u>	
Point A	650	840	2865	080
Point B	651	090	2865	190
Point C	651	210	2865	100
Point D	651	150	2864	020
Point E	651	860	2865	040

STATE SITES

“**State Site**” Shall mean a State Archaeological Landmark (SAL) or a Recorded Texas Historical Landmark (RTHL), with such landmark being heretofore or hereafter designed by the “State” Historical Commission, excluding sites which lose such designation.

These sites are exempted from all ad volorem taxation by the participating taxing entities provided the owner files for the exemption prior to May 1st with the County Appraisal District.

Individuals who wish to apply for recognition of their property, under the State marker program, should contact the Cameron County Historical Commission for more information.

HERITAGE CATEGORY GROUP: **State Sites**

SITE NAME	ARCHITECTURE (YEAR BUILT)	LOCATION	PROPERTY AND LEGAL DESCRIPTION REFERENCE CODE
Kowalski-Dennett House	Victorian Style; 1890	507 E Elizabeth ST	Block 70 Lots 7-8
**San Roman Bldg.	Border brick	1245 E Elizabeth ST	Block 63 Lot 11+ part of Lot 12
Yturria Bank Bldg.	Border brick; 1854	1255 E Elizabeth ST	Block 63 Lot 13, 32 x 120'
**Tijerina House	Victorian Style; 1912	333 E Adams ST	Block 100 Lots 9-10
Cavazos-Truss House	Victorian Style; 1905	608 E Adams ST	Block 82 Lots 3-4
City Cemetery	Above- ground crypts	201 E Madison ST	Blocks 128-130 inclusive = C2; Tax Exempt; City Property
City Hall/Market Square	Spanish Colonial Style; (1850-1852)	655 E 12th ST	Block 87' Tax exempt City Property

HERITAGE CATEGORY GROUP: **State Sites**

SITE NAME	ARCHITECTURE (YEAR BUILT)	LOCATION	PROPERTY AND LEGAL DESCRIPTION REFERENCE CODE
-----------	------------------------------	----------	--

Cisneros House	Jose Colunga, Builder: 1925-1926	451 E Adams ST	Block 99 Lots 11-12
Church of the Advent Episcopal Church	Spanish Colonial Revival: 1926 Thomas MacLaren, Architect	104 W Elizabeth ST	Part of Block 31 A *West Brownsville Stillman Extension Tax Exempt; Church Property
First Presbyterian Church	Circa 1927; Late Gothic Revival	435 Palm Boulevard	Block 7A x Lots 1-2; Tax Exempt; Church Prop.
Former Cameron County Courthouse (Masonic Lodge)	Victorian Style; 1882 – 1883	1131 E Jefferson ST	Block 113 Lots 10-12
Brownsville Art League Fine Arts Museum and Historic Neale House	Circa 1848	230 Neale Road	Tax Exempt City Property
Grotto...Lourdes	Part of Convent	200 Resaca Blvd	Block 8x part
Webb Martinez House	Circa 1911	1324 E Madison ST	Block 115 of Lots 3-4
Alonso Complex also known as the Los Dos Cañones	(1877-1890) with New Orleans influence	277 E 6th ST	Block 32 Lots 1-3
Part of Alonso Complex	(1877-1890)	245 E 6th ST	Block 32 Rear of Lot 1
**B & M RR Bridge	Steel-truss swing bridge; circa 1910	1300 Mexico Blvd	Sec II, Unit E Part Blk 2, 2.120 acres
Russell-Cocke House	(1872) Greek Revival	602 E ST Charles ST	Block 33 Lots 5-6
Pitt House	Dutch Colonial	1806 Palm BLVD	Block 3 Lot 4 Los Ebanos Sub.

HERITAGE CATEGORY GROUP: State Sites			
SITE NAME	ARCHITECTURE (YEAR BUILT)	LOCATION	PROPERTY AND LEGAL DESCRIPTION REFERENCE CODE
JT Canales House		505 E ST Charles ST	Block 40 Lots 7-8
Hebrew Cemetery	Above- ground crypts	201 E Madison ST	Blocks 128-130 inclusive = C2; Tax Exempt; City Property
Barrera House	Spanish Mediterranean Revival	642 Washington ST	Block 69 Lot 2 & 3
Sacred Heart Church	(Gothic Revival) 1912	612 E Elizabeth ST	Block 52 Lots 5-6; Tax Exempt; Church Prop.
McNair House		39 Sunset DR	Block 1, Lot 11A, Los Ebanos Subdivision

NOTE:

This site (B & M RR Bridge; Sec II, Unit E Part Blk 2, 2.120 acres) is **blocked from participation in the ad valorem tax exemption provisions of the Heritage Plan, but otherwise it is still listed in the Heritage Plan as a "state" site.

This site (Tijerina House, Block 100 Lots 9-10, OT) is **blocked from participation in the ad valorem tax exemption provisions of the Heritage Plan, but otherwise it is still listed in the Heritage Plan as a "state" site.

This site (San Roman Bldg, Block 63 Lot 11+ part of Lot 12,OT) is **blocked from participation in the ad valorem tax exemption provisions of the Heritage Plan, but otherwise it is still listed in the Heritage Plan as a "state" site.

PRIMARY LOCAL SITES

All of the following criteria shall be utilized in designating **Primary Local Sites**:

1. The site shall be significant enough from a local perspective to make the site suitable for the outdoor placement of a local heritage marker.
2. The site shall satisfy the same criteria used by the state and federal government in designating state sites and federal sites, except that:
 - a) The site need not be significant from a state or federal perspective; and
 - b) The site need not be in good repair, although the state-of-repair or the potential permanence of the site shall be one of the factors considered along with age, uniqueness, and other factors; and
 - c) The site shall be at least 40 years old with even older sites being given preference.

Article III Ordinance 1100 provides for a historical ad valorem tax exemption equal to 50% of gross assessed value of each "primary local site". An additional 50% tax exemption or total exemption from ad valorem taxation can be granted for five (5) years in some cases. The additional 50% tax exemption is provided in those cases where there is successful completion of substantial new rehabilitation in accordance with section 26-384.

Section 26-384 adopts the Secretary of the Interior's Standards for Historic Preservation Projects. Be sure to consult with the Heritage Officer prior to undertaking a project, to insure that rehabilitation work is completed in accordance with these guidelines.

Fact sheets or handouts are available from the Heritage Department concerning "substantial rehabilitation" provisions, so please feel free to ask for assistance and further information if you have any questions.

HERITAGE CATEGORY GROUP: **Primary Local Sites**

SITE NAME	ARCHITECTURE (YEAR BUILT)	LOCATION	PROPERTY AND LEGAL DESCRIPTION REFERENCE CODE
M. Hansen House	(1876- 1889) Gothic Revival	647 E ST Charles ST	Block 39- Lots 10-12
Rock-Gomez House	(1900) Spanish Colonial Style	500 E Levee ST	Block 40 Lot 6
La Villa de Llanes Complex 100% exemption (2009-2013)	(1883) Border Brick Style;	1220 E Adams ST	Block 88 Lots 5-7
Cross-Dosal House	(1906) Folk Victorian	911 E Madison ST	Block 123 Lot 9
M.H. Cross Building	(1906) Site of business of J.S. Cross & Son	1452 E Madison ST	Block 116 Lots 1-2
El Globo Nuevo Complex	(1897) Spanish Colonial Style	1502 E Madison ST	Block B Lots 4-6
El Globo Nuevo Complex (Residence)	(1897) Victorian Style	828 E 15th ST	Block B Lots 6 Re 1/2
Field-Pacheco Complex (store-residence)	(1894) Victorian Style	1049 E Monroe ST	Block 143 Lots 11-12 = c3 +
Hicks Livery Stable	(1910) Victorian Style	1001-29 E Adams ST	Block 95, Lots 7-8
Old old Jail...	(1882) Spanish Colonial Style	1136 E Madison ST	Block 113 Lots 1-2

HERITAGE CATEGORY GROUP: **Primary Local Sites**

SITE NAME	ARCHITECTURE (YEAR BUILT)	LOCATION	PROPERTY AND LEGAL DESCRIPTION REFERENCE CODE
**Field-Pacheco Complex (warehouse)	(1894)	1005 E Monroe ST	Block 143 Lots 9-10 = c3+
Federal Building	(1933) Ital. Ren. Revival	1001 E Elizabeth ST	Block 65 Lots 7-9 ; Tax Exempt; Federal Property
Fernandez-Bollack Home	(1912) Neo-Classical Style	405 E Washington ST	Block 80 Lot 7-8
V. Fernandez & Company Complex	(1877) Victorian Style with Spanish Colonial Elements	1106 E Adams ST	Block 87 Lots 5-6 = c2
**El Globo Chiquito (Home)	(1877) Victorian Style	925 E 11th ST	Block 122 Lot 1, Rear 1/2
Puente-Brulay House	Queen Anne Style; 1911	515 E ST Charles ST	Block 40, Lot 11
Kowalski- Fernandez House	Victorian Style; 1890	319 E Elizabeth ST	Block 72 Lots 10-12
**Jose H. Fernandez Bldg. (Olvera Shoe Shop)	(Atrium; Cistern: 1880	1123 E Washington ST	Block 87 Lot 9
C. Tamayo Store	Spanish Colonial Style: 1878	947 15 th ST	Block 118 Lot 1
**El Globo Chiquito (Store)	(1886) "Laiseca Complex"	1054 E Monroe ST	Block 122 Lot 1, Front 1/2
Central Fire Station	Italian Renaissance Revival; 1928 Architect: Ben Proctor	1000 E Adams ST	Block 86 Lots 3-6 Tax Exempt; City Prop.

HERITAGE CATEGORY GROUP: **Primary Local Sites**

SITE NAME	ARCHITECTURE (YEAR BUILT)	LOCATION	PROPERTY AND LEGAL DESCRIPTION REFERENCE CODE
Central Christian Church	Neo Gothic Revival; 1930	388 E Levee ST	Block 42 Lots 1-2; Tax Exempt; Church Prop.
Capitol Theater	Spanish Colonial Revival; 1927-1928	1000 E Levee ST	Block 57 Lot 7
City of Brownsville Recycling Center	Mission revival	308 E Elizabeth ST	Block 49 Lots 5-6; Tax Exempt; City Property
**El Jardin Hotel	Spanish Colonial Revival; 1926- 27	1114 E Levee ST	Block 500 x Lots 1- 12
Bollack	1906	1223 E Elizabeth ST	Block 63 Lot 10

NOTE:

This site (Field-Pacheco Complex or Hide Yard; lots 9-10, Block 143, Original Townsite) is **blocked from participation in the ad valorem tax exemption provisions of the Heritage Plan, but otherwise it is still listed in the Heritage Plan as a "primary local" site.

This site (El Globo Chiquito - Home; Rear 1/2 of Lot 1 block 122 Original Townsite) is **blocked from participation in the ad valorem tax exemption provisions of the Heritage Plan, but otherwise it is still listed in the Heritage Plan as a "primary local " site.

This site (El Globo Chiquito - Store; Front 1/2 of Lot 1 block 122 Original Townsite) is **blocked from participation in the ad valorem tax exemption provisions of the Heritage Plan, but otherwise it is still listed in the Heritage Plan as a "primary local " site.

This site (Jose H. Fernandez Building; Lot 9, Block 87, Original Townsite) is **blocked from participation in the ad valorem tax exemption provisions of the Heritage Plan, but otherwise it is still listed in the Heritage Plan as a "primary local site"

This site (El Jardin Hotel, Block 500 x Lots 1- 12 Original Townsite) is **blocked from participation in the ad valorem tax exemption provisions of the Heritage Plan, but otherwise it is still listed in the Heritage Plan as a "primary local" site.

HERITAGE CATEGORY GROUP: **Primary Local Sites**

SITE NAME	ARCHITECTURE (YEAR BUILT)	LOCATION	PROPERTY AND LEGAL DESCRIPTIO N REFERENCE CODE
Kraigher House	Designer Neutra; International Style 1936-37	525 Paredes Line Road	Lots 2 & 4 Neutra Subdivision only Exempt; City Property
El Tapiz Bldg. (City Hall Annex)	Pre-1914 Victorian Commercial Structure	1150 E Adams ST	Block 87 Lots 1-2 Tax Exempt; City Property
Aziz Brothers Store (100% from 2008 thru 2012)	Spanish Colonial Revival; Architect: Page Bros.; Circa 1927	1101 E Elizabeth ST	Block 64 49" of Lot 7
W Dennet House	Prairie-Craftsman Style; Circa 1910	55 E Levee ST	Block 46 Lot 12
Hick-Lawrence House	Queen Anne Style; Circa 1910	1247 Lakeside Boulevard	Brownsville Land & Improvement co. Blvd; Lots 2-3
Clearwater School	Prairie Style; Circa 1922 Architect: M.L. Walter	708 Palm Boulevard	Block 9A Tax Exempt; BISD property
Building Number Two "Post Chapel"	Circa 1868; Masonry Bldg. with cross-gabled roof	Texas Southmost College	Tax Exempt; TSC property

HERITAGE CATEGORY GROUP: **Primary Local Sites**

Central Intermediate School "Old Brownsville High" Two sections.	Circa 1928 Architects: Ayres & Son and Phelps & Dewees; Circa 1916 Architect: Atlee B. Ayres	601-10 Palm Blvd.	Block 9A Inclusive Tax Exempt; BISD property
McDermott Motor Company	Spanish Colonial Revival; Baroque details 1927	455 E Elizabeth ST	Block 71 Lot 12
**Rabb Plantation Complex	Victorian; 1876	7 MI Southmost RD	Annexed in 1999
Palm Grove Elementary		7942 Southmost RD	Annexed in 1999
El Jardin Elementary	1930	6911 Boca Chica Blvd	Annexed in 1999
1910 Building		1251 E Elizabeth ST	18 x 120' of lot 13, blk 63, OT New site added this year
Pan American Building	Spanish Colonial, Circa 1927	495 S Minnesota	
Dr. B. O. Works House	Victorian (Four Square) Style	147 W Levee ST	BLOCK 33A Lot(s) 4-6 Stillman Extension
Maldonado's Pharmacy	19th Century Spanish Colonial Style	722 E 12th ST	Block 93 Lot 8, Re 40' x 50'

This site (Rabb Plantation Complex, 7 MI Southmost RD) is **blocked from participation in the ad valorem tax exemption provisions of the Heritage Plan, but otherwise it is still listed in the Heritage Plan as a "primary local" site.

HERITAGE CATEGORY GROUP: **Primary Local Sites**

Our Lady of Guadalupe Church		1200 Lincoln ST	
Kowalski-Barr House	Colonial Revival - 1912	241 E Washington ST	Block 78, Lot(s)11 & 3.59 ft. of 10, OT
Washington Square	Water Fountain - 1929	Washington Park	Washington Square
**Americo Paredes House	Bungalow - 1920	1140 E 14 th ST	Block 151 Lot 6, OT
**Jague Sugar Mill	1900 – Two story barn – two cisterns - bridge	1325 La Posada DR	ABST 2 – Unsubdivided (BLVD ONLY ACCOUNT) Share 23 PT Tract E
Lusena House	1848 – UTB/STC property	1011 E Madison ST	Block 119 Lot 7-9, OT
(Former) Witman's Army Navy Store	Victorian Com'l Structure noteworthy brick-detailing at cornice	629 E 11th ST	Block 86 Lots 1-2 Re 80 x 50
Victor Junco Stores and Apts	Commercial	1149 E Washington ST	Block 87 Lots 11-12
Temple Beth El	1931 Spanish Mediterranean	801 W St. Francis	Block 4 Lots 1-4 W Brwn Add -Church
Camp Lula Sams	In LFCISD	280 N Hatchery RD	Buildings 50 yrs and older only. Excluding Land.
Templo Alianza Christiana		380 E Levee ST	Block 42 Lot(s) 1-3 Church Property
Webb-Miller Drugstore	Commercial	409 E13th ST	Rear ½ of Lot 14 Block 58, OT
Old Cotton Compress	In UTB/TSC campus	80 Fort Brown	Tax Exempt Property

Our Lady of Guadalupe Church		1200 Lincoln St	
Kowalski-Barr House	Colonial Revival - 1912	241 E Washington ST	Block 78, Lot(s)11 & 3.59 ft. of 10, OT
Washington Square	Water Fountain - 1929	Washington Park	Washington Square
**Americo Paredes House	Bungalow - 1920	1140 E 14 th ST	Block 151 Lot 6, OT
**Jague Sugar Mill	1900 – Two story barn – two cisterns - bridge	1325 La Posada DR	ABST 2 – Unsubdivided (BLVD ONLY ACCOUNT) Share 23 PT Tract E
Lusena House	1848 – UTB/STC property	1011 E Madison ST	Block 119 Lot 7-9, OT
(Former) Witman's Army Navy Store	Victorian Com'l Structure noteworthy brick-detailing at cornice	629 E 11th ST	Block 86 Lots 1-2 Re 80 x 50
Victor Junco Stores and Apts	Commercial	1149 E Washington ST	Block 87 Lots 11-12
Temple Beth El	1931 Spanish Mediterranean	801 W St. Francis	Block 4 Lots 1-4 W Brwn Add -Church
Camp Lula Sams	In LFCISD	280 N Hatchery RD	Buildings 50 yrs and older only. Excluding Land.
Templo Alianza Christiana		380 E Levee ST	Block 42 Lot(s) 1-3 Church Property
Webb-Miller Drugstore	Commercial	409 E13th ST	Rear ½ of Lot 14 Block 58, OT
Old Cotton Compress	In UTB/TSC campus	80 Fort Brown	Tax Exempt property

HERITAGE CATEGORY GROUP: **Primary Local Sites**

Golden House	Victorian transitional	130 E St Charles ST	Block 28 Lot 3 OT
Lopez Store	Border Brick Style	789 E Washington ST	Block 83 Lot 12 OT
Yturria Store	Border Brick Style	533 E 13 th ST	Block 63 Lot Rear ½ of 1 OT
Edelstein House	Bungalow	1608 W Levee ST	Block 61 Lot(s) 10-12 West Brownsville Addition
J. J. Young House		504 E St Charles ST	Block 32 Lot(s) 4,5 & 6 OT
Manuel Cisneros House		207 E Washington ST	Block 78 Lot(s) 7 & 8 OT
Brulay House	Spanish Mediterranean	611 W Levee ST	Block 114A Lot(s) 1 & 2 W Brownsville Additon
J. T. Canales House	Bungalow	505 E St Charles ST	Block 40 Lot(s) 7 & 8 OT
C W Ellington House	Tudor Revival	1206 W Levee ST	WEST BROWNSVILLE ADDITION LOT 11 BLK29
A. J. L. Keith	Duplex	1107 W Washington ST	LOT 1 & E 1/2 LOT 2 BLK 19 W BROWNSVILLE ADDITION
Ames House	Bungalow	1211 W Washington ST	LOT 1 & E 1/2 LOT 2 BLK 19 W BROWNSVILLE ADDITION
Schoenmakers House	Colonial Revival	1309 Lakeside DR	BROWNSVILLE LAND & IMP CO SUBD BLVD LOT 4

This site (Americo Paredes House), Block 151 Lot 6, Original Townsite) is **blocked from participation in the ad valorem tax exemption provisions of the Heritage Plan, but otherwise it is still listed in the Heritage Plan as a "primary local" site.

This site (Jague Sugar Mill) ABST 2 –Unsubdivided (BLVD ONLY ACCOUNT) Share 23 PT Tract E) is **blocked from participation in the ad valorem tax exemption provisions of the Heritage Plan, but otherwise it is still listed in the Heritage Plan as a "primary local" site.

HERITAGE CATEGORY GROUP: **Primary Local Sites**

	Italianate Style - 1895	1 Ebony Avenue	Block 2 Lot 12 Los Ebanos Addition
Milton West House	Colonial Revival -1915	611 E Washington ST	Block 82 Lot 8 OT
Del Frances Apts	Spanish Mediterranean	2, 6, & 8 Ebony	Block 3 Lot 14,15 & 16 Los Ebanos Addition
	Victorian Transitional -1910	243 E Elizabeth ST	Block 73 Lot(s) 11 OT
Dr. Merrill House	Arts and Craft - 1915	1248 W Washington ST	Block 31 Lot(s) PT 5 & 6 West Brownsville Addition
Campo Santo Viejo Cemetery	Pending THC Cemetery Designation	1100's E Monroe ST	Block 144 OT
Gladys Porter House		2030 Palm Blvd	LOT 8 & 9 BLK 10 LOS EBANOS ADDITION BROWNSVILLE
Porter House	Tudor Revival	28 Poinsettia PL	LOT 7 BLK 11 LOS EBANOS ADDITION BROWNSVILLE
Hinojosa House	California Monterey	235 Sunset DR	LOT 17-18 BLK 8 LOS EBANOS ADDITION BROWNSVILLE
Davis Sharp House	Dutch Colonial	1250 W Elizabeth ST	WEST BROWNSVILLE ADDITION LOT 7 & PT of 8 BLK30
Aziz House	Spanish Mediterranean	1205 W Elizabeth ST	WEST BROWNSVILLE ADDITION LOT 1 & 2 BLK29
Unknown	Craftsman	122 E St Charles ST	Block 28 Lots 4 OT
Steven Motor Co. Building	Spanish Mediterranean	953 E Adams ST	Block 96 Lots 12 OT
Manatou Building	Commercial	1201 E Washington ST	Block 88 Lots 8 OT
Putegnat Building	Commercial	1141 E Elizabeth ST	Block 64 Lots 11 OT

SECONDARY LOCAL SITES

Secondary local sites are not eligible for tax relief under the Heritage Plan. These sites are important for their contributions to the streetscape and the context of a geographic area.

The criteria for secondary local status is that the site shall be significant enough from a local perspective to make the site suitable for the indoor placement of a local heritage certificate because the site:

- a. Is within 300 feet of federal, state, or primary local site and makes a significant positive contribution to the heritage value of such federal, state, or primary local site; or
- b. Is part of a geographic grouping of sites that may not qualify as primary local sites and that may not have heritage value when each site is considered individually but that have heritage value when each site is considered as part of such group.

The site shall be at least 30 years old, with even older sites being given preference.

HERITAGE CATEGORY GROUP: **Secondary Local Sites**

SITE NAME	ARCHITECTURE (YEAR BUILT)	LOCATION	PROPERTY AND LEGAL DESCRIPTION REFERENCE CODE
Brownsville Heritage Resource Center	Spanish Colonia Revival; Circa 1920's (Two-story structure; original one-story portion dates to 1869)	1335 E Washington ST	Block 89 Lot 10; Tax Exempt
Iglesia Evan. Lutherana	Spanish Colonial Style	1057 E Monroe ST	Block 114 Lot 12 & E 1/2 of lot 11; Tax Exempt; Church Property
	Bungalow, Pre 1930	25 E Elizabeth ST	Block 75 Lots SE 1/2 of 8 & 9; OT
	Bungalow, Pre 1930	50 E Elizabeth ST	Block 46 Lots 1; OT
	Bungalow, Pre 1930	233 E Elizabeth ST	Block 73 Lots 10; OT

HERITAGE CATEGORY GROUP: **Secondary Local Sites**

	Bungalow, Pre 1930	253 E Elizabeth ST	Block 73 Lots 12; OT
Colunga House	Builder: Jose Colunga Free Classic Victorian	107 E ST Charles ST	Block 44 Lot 10
1st C.P. Barreda House	Victorian Style	517 E ST Charles ST	Block 40 S 87.5 of Lot 12
De La Garza House	Queen Anne Style with modern addition	603 E ST Charles ST	Block 39 Lot 7
Maria de la Luz Guzman	Queen Anne Style Circa 1914	613 E ST Charles ST	Block 39 Lot 8
Unknown (Owner Gilberto Hinojosa)	Unknown	622 E ST Charles ST	Block 33, Lot 4

HERITAGE CATEGORY GROUP: **Secondary Local Sites**

SITE NAME	ARCHITECTURE (YEAR BUILT)	LOCATION	PROPERTY AND LEGAL DESCRIPTION REFERENCE CODE
Robert Runyon House	Early 1900s	812 E ST Charles ST	Block 35 Lot 3
Kowalski-Barr House	Queen Anne Style; 1912	241 E Washington ST	Block 78 Lot 10
	Queen Anne example next to RTHL Site	1316 E Madison ST	Block 115 Lot 2 Fr. 1/2
	Unusual decor. Fascia; recessed entryway	1356 E Madison ST	Block 115 Lot 1 Fr. 50'
	Gabled roof house "level" at porch	1412 E Madison ST	Block 116 Lot 3
	Victorian; 2 Types of decor. Brackets	1417 E Madison ST	Block 118 Lot 11
	Free-classic Queen Anne with tapered columns; Circa 1914	1425 E Madison ST	Block 118 Lot 9
	Folk Victorian	1435 E Madison ST	Block 118 Lot 10
	2-Story Victorian	1445 E Madison ST	Block 118 Lot 12

HERITAGE CATEGORY GROUP: **Secondary Local Sites**

SITE NAME	ARCHITECTURE (YEAR BUILT)	LOCATION	PROPERTY AND LEGAL DESCRIPTION REFERENCE CODE
	Victorian residence with 2 porches	1501 E Madison ST	Block 117 Lot 7
	Late example of Queen Anne Style	1413 E Jackson ST	Block 151 Lot 8
Quartors House	1930s; altered in 1970s	1918 Palm Boulevard	Block 6 Lot 1
Cardenas House	Circa 1937	1433 E Jackson ST	Block 151 Lots 10-11
	Greek Revival	253 E Elizabeth ST	Block 73 Lot 12
Yturria House	Spanish Colonial Revival; 1931 Architect: EG. Holiday	2012 Palm Boulevard	Block 10 x 34 Los Ebanos Addition
Valley View Apartments	Spanish Colonial Revival; 1931 Architect: WR., Van Siclen	2-8 Ebony	Block 3 x 25 Los Ebanos Addition
Rockwell House	Spanish Colonial Revival; 1931 Architect: R.Newell Waters	110 Ebony	Block 3 x 25
Gladys Porter House	Early 1940s	2030 Palm Boulevard	Block 10 Lots 8,9, & 10
		443 E ST Charles ST	Block 41 Lot 11

HERITAGE CATEGORY GROUP: **Secondary Local Sites**

SITE NAME	ARCHITECTURE (YEAR BUILT)	LOCATION	PROPERTY AND LEGAL DESCRIPTION REFERENCE CODE
Oscar Dancy Residence	Craftsman Style; early 1900's	953 W Levee ST	Lots 5-6 West Brownsville Addition
Southwestern Bell	Rare example of Art Deco/"Machine Age" Style	735 E Washington ST	Block 83 Lots 7-8
Cameron hotel	Spanish Colonial Revival Builder: Noteworthy Details	912 E Washington ST	Block 66 Lots 5-6
Borderland Hardware Co. (3r Coca Cola building)	Coca Cola logo detailed cast stone; 1929	1000 E Washington ST	Block 65 Lots 5-6
Camille Lightner Playhouse		One Dean Porter Park	

HERITAGE CATEGORY GROUP: **Secondary Local Sites**

SITE NAME	ARCHITECTURE (YEAR BUILT)	LOCATION	PROPERTY AND LEGAL DESCRIPTION REFERENCE CODE
"Luna Bar"	Spanish Colonial Revival Builder: Jose Colunga	1049 E Washington ST	Block 72 Lots 11-12
J.L. Putegnat & Bro.	Queen Anne Style; 1890	1141 E Washington ST	Block 86 Lot 12 6 accounts =T#
Celaya Building	Queen Anne example next to RTHL Site	1155-59 E Elizabeth ST	Block 64 Lot 11
R.J. Lawler & Co. "New Drug Store" "Botica de Leon"	Unusual decor. fascia; recessed entryway	1201 E Elizabeth ST	Block 63 Lot 8, NW 23' x 120'
	Victorian brick Structure; 1877 - 85	1101 E Washington ST	Block 87 Lot 7
	Pressed Metal Cornice; 1906- 14	1112 E Washington ST	Block 64 NW 1/12 of 5
Caledonio Garza Bldg.	Spanish Colonial Style; Circa 1880's	1247 E Madison ST	Block 120 Lots 13-14
Caledonio Garza Bldg.	Spanish Colonial Style; Circa 1880's	1247 E Madison ST	Block 120 Lots 13-14
	Circa 1920's	1135 E Washington ST	Block 87 Lot 10
	Circa 1920's	1157 - 43 E Washington ST	Block 87 Lots 11-12

HERITAGE CATEGORY GROUP: **Secondary Local Sites**

SITE NAME	ARCHITECTURE YEAR BUILT)	LOCATION	PROPERTY AND LEGAL DESCRIPTION REFERENCE CODE
Texas Hotel/ Southern Hotel	Spanish-Colonial Style; 1880's	309 E 9th ST	Block 37 Lot 12
Valentin Watsons' Building	Circa 1911	543 E 11th ST	Block 65 Lot 1-2
"La Barata"	Circa 1911	543 E 11th ST	Block 86 Lot 8, NW 37 1/2
Commercial Building		635 E 11th ST	Block 86 Lot 1 Mid 30 x 50
Klan's Flower Shop	Circa 1920s	708-20 E 12th ST	Block 93 Lot 8, Re 80 x50
"Parker's Row"	Circa 1870's; Spanish Colonial Style	533 - 37 E 12th ST	Block 64 Lot, 1 Mid 41, 82
Old Miguels	19th Century Brick Structure	900 E Adams ST	Block 85 Lot 6
Pilar's Antique	Circa 1920s	302 E Adams ST	Block Lot
Old Chevrolet Showroom	Circa 1930's Spanish Colonial Revival	953 E Adams ST	Block 96 Lot 12
Edelstein's	Brick details; corner entrance; Circa 1905	953 E Adams ST	Block 96 Lot 12

HERITAGE CATEGORY GROUP: **Secondary Local Sites**

SITE NAME	ARCHITECTURE (YEAR BUILT)	LOCATION	PROPERTY AND LEGAL DESCRIPTION REFERENCE CODE
La Esmeralda	Victorian; Circa 1870s	1105 E Washington ST	Block 87 Lot 8, NW 26'
La Mexicana	Tiny Building; Circa 1870s	1107 - 71/2 E Washington ST	Block 87 Lot 8, SE 1\2
J.L Calderoni Building	Brick Details; 1921	1134 - 44 E Washington ST	Block 64 Lots 2 & SE 24'
"Parker's Row"	Circa 1870s	1150 E Washington ST	Block 64 Lot 1, Fr. 42.3'
Gold Corner	Circa 1906- 10	1200 E Washington ST	Block 63 Lot 7 Fr. 43' x 50'
International Store # 2	Circa 1920s	1201 E Washington ST	Block 88 Lot 8
M. Besteiro Bldg.	Circa 1905-10	1025 E Adams ST	Block 86 Lt. 1 Fr 40'
Café Nicarao	Circa 1910 – 20	1042 E Adams ST	Block 86 Lot 2, N 70' x 50'
Casa Mary	1-story wood frame building	1055 E Adams ST	Block 95 Lot 12
Commercial Building	Spanish- Colonial; Circa 1890- 1905	1205 E Jackson ST	Block 153 Lots 7-8
S.P. Switching Station			
Old Palm Gate Column			S.W Corner of bk3, Lot 1 Los Ebanos Subdivision
McNair		504 E Fronton ST	Block 17 Lots 3-6 OT
McNair		730 E Fronton ST	Block 321 Lots 1-2 OT

POTENTIAL HERITAGE SITES

Potential Heritage Sites are those sites that are recommended for future study by the City due to their potential for inclusion in a future Heritage Plan as local sites if warranted by the result of such future study. As such, these sites are included in the Heritage Screening areas provided for under Ordinance 1100. All building permits (and moving and demolition permits) with regard to these sites will be forwarded to the Heritage Officer from the Building Inspections Department. At the initial conference, the Heritage Officer shall seek to understand the short-term and long-term objectives of the owner and shall make available standardized information concerning various public and private options which such owner may voluntarily wish to consider for the protection, rehabilitation, restoration, relocation, adaptive reuse, remodeling, or new development of the property in a manner consistent with the protection of nearby heritage sites.

HERITAGE CATEGORY GROUP: **Potential Sites**

SITE NAME	ARCHITECTURE (YEAR BUILT)	LOCATION	PROPERTY AND LEGAL DESCRIPTION REFERENCE CODE
		401 E Fronton ST	Block 22 Lot 7, From 1/2 of
McNair		506 E Fronton ST	Block 17 Lots 3-6
		625 E Fronton ST	Block 20 Lot 9
De La Garza Warehouse		634 E Fronton ST	Block 18 Lots 1-3 + SE 13' of Lot 4
C.H. Harden		710 E Fronton ST	Block 321 Lots 5-6
McNair		800 E Fronton ST	Block 319 Lots 1-6
McNair		801-825 E Fronton ST	Block 317 Lots 7-9

HERITAGE CATEGORY GROUP: **Potential Sites**

SITE NAME	ARCHITECTURE (YEAR BUILT)	LOCATION	PROPERTY AND LEGAL DESCRIPTION REFERENCE CODE
Corpus Christi Store		302 E ST Francis ST	Block 23 Lot 6
Laulom House	Queen Anne Style	546 E ST Francis ST	Block 21 Lot 2
		805 E ST Francis ST	Block 35 Lot 8
Commercial Building	Circa 1909	809 E ST Francis ST	Block 35 Lot 10
		843 E ST Francis ST	Block 35 lot 11
		29 E ST Charles ST	Block 45 Lot 10
	Queen Anne Style	105 E ST Charles ST	Block 44 Lot 9
	Queen Anne Style	111 E ST Charles ST	Block 44 Lot 8
Benign Center Former Mexican Consulate	Circa 1912; Queen Anne Style	130 E ST Charles ST	Block 28 Lot 3

HERITAGE CATEGORY GROUP: **Potential Sites**

SITE NAME	ARCHITECTURE (YEAR BUILT)	LOCATION	PROPERTY AND LEGAL DESCRIPTION REFERENCE CODE
	Two-story residence with dormers	153 E ST Charles ST	Block 44 Lot 12
	Queen Anne Style	203 E ST Charles ST	Block 43 Lot 7
	Queen Anne Style	205 E ST Charles ST	Block 43 Lot 8
	Queen Anne Style	234 E ST Charles ST	Block 29 Lot 3
	Circa 1912	307 E ST Charles ST	Block 31 Lot 1
		452 E ST Charles ST	Block 31 Lot 1
		442 E ST Charles ST	Block 31 Lot 2
	Craftsman Style	15 E Levee ST	Block 46 Lots 10 - 12
	Circa 1914-20; Queen Anne Style	204 E Levee ST	Block 43 Lot 6

HERITAGE CATEGORY GROUP: **Potential Sites**

SITE NAME	ARCHITECTURE (YEAR BUILT)	LOCATION	PROPERTY AND LEGAL DESCRIPTION REFERENCE CODE
		504 E Levee ST	Block 40 Lot 6
	Bungalow, Pre 1930	33 E Elizabeth ST	Block 75 Lots 10
	Bungalow, Pre 1930	45 E Elizabeth ST	Block 75 Lots 11
	Bungalow, Pre 1930	55 E Elizabeth ST	Block 75 Lots 12
Iglesia Cristo Es El Camino		222 E Elizabeth ST	Block 48 Lots 4&5; OT
Benavides Driving School		205 E Elizabeth ST	Block 73 Lots 7; OT
	Bungalow, Pre 1930	223 E Elizabeth ST	Block 73 Lots 9; OT
	Bungalow, Pre 1930	243 E Elizabeth ST	Block 73 Lots 11; OT
State National Bank	1920s	1158 E Elizabeth ST	Block 57 Lot 1
		240 E Washington ST	Block 73 Lot 2
Casa Alberta	Spanish- Colonial Style	517 E 12th ST	Block 64 Lot 12 = c1

HERITAGE CATEGORY GROUP: Potential Sites

SITE NAME	ARCHITECTURE (YEAR BUILT)	LOCATION	PROPERTY AND LEGAL DESCRIPTION REFERENCE CODE
-----------	------------------------------	----------	--

La Economia		1225 E Adams ST	Block 93 Lot 10
	Queen Anne Style; Circa 1914	241 E Washington ST	Block 78 Lot 11
		250 E Washington ST	Block 73 Lot 1
		302 E Washington ST	Block 72 Lot 6
		340 E Washington ST	Block 72 Lot 2
		505 E Washington ST	Block 81 Lots 7-8
		515 E Washington ST	Block 81 Lot 9
		611 E Washington ST	Block 82 Lot 8
		631 E Washington ST	Block 82 Lots 10, pt. of; = c1 +
		1209 E Jefferson ST	Block 114 Lot 10
	Spanish Eclectic Style	18 Poinsettia Place	Block 11 Lot 5 Los Ebanos Addition
		644 E Washington ST	Block 69 Lot 1

HERITAGE CATEGORY GROUP: **Potential Sites**

SITE NAME	ARCHITECTURE (YEAR BUILT)	LOCATION	PROPERTY AND LEGAL DESCRIPTION REFERENCE CODE
The Fun Shop		800 E Washington ST	Block 67 Lot 6
Checkers	Queen Anne Style	811 E Washington ST	Block 84 Lot 8
		923 E Washington ST	Block 85 Lot 9
		33 E Adams ST	Block 103 Lot 10
		105 E Adams ST	Block 102 Lot 9
		504 E Adams ST	Block 81 Lot 6
		508 E Adams ST	Block 81 Lot 4
Sada de Cavazos House	Circa 1913-14	514 E Adams ST	Block 81 Lot 5
Washington Park		701 7th ST	Block 00
Residence	Early 1900s	904 E Adams ST	Block 85 Lot 5, N 3/4 of
First School Site		701 E 8th ST	Block 00
		1009 E Adams ST	Block 95 Lots 7-8

HERITAGE CATEGORY GROUP: **Potential Sites**

SITE NAME	ARCHITECTURE (YEAR BUILT)	LOCATION	PROPERTY AND LEGAL DESCRIPTION REFERENCE CODE
-----------	------------------------------	----------	--

		1413 E Adams ST	Block 91 Lot 10
		1419 E Adams ST	Block 91 Lot 12
Cortez Store	Simple Wood Frame Store	102 E Jefferson ST	Block 102 Lot 6, Fr. 75' of
	Large two-story store	154 E Jefferson ST	Block 102 Lots 1-2
		522 E Jefferson ST	Block 98 Lot 1
		617 E Jefferson ST	Block 110 Lot 8
	Queen Anne Style	625 E Jefferson ST	Block 110 Lot 9
		635 E Jefferson ST	Block 110 Lot 10
	Circa 1914; Queen Anne Style	902 E Jefferson ST	Block 96 Lot 6 =c1
Farias House	Circa 1914	915 E Jefferson ST	Block 111 Lot 9
	Circa 1905	1032 E Jefferson ST	Block 95 Lot 3
Store Building	Vernacular Building	1048 E Jefferson ST	Block 95 Lot 1 =c1

HERITAGE CATEGORY GROUP: **Potential Sites**

SITE NAME	ARCHITECTURE (YEAR BUILT)	LOCATION	PROPERTY AND LEGAL DESCRIPTION REFERENCE CODE
	Circa 1994	1307 E Jefferson ST	Block 115 Lot 8
	Queen Anne Style	1433 E Jefferson ST	Block 116 Lot 10
	Queen Anne Style	1443 E Jefferson ST	Block 116 Lot 11
Acacia Apartments		711 E Madison ST	Block 125 Lot 11
	Vernacular with "kick"	751 E Madison ST	Block 125 Lot 12, Fr. 40 x 50
Crixell House	Circa 1926	811 E Madison ST	Block 124 Lot 9
	Circa 1914	817 E Madison ST	Block 124 Lot 11
		835 E Madison ST	Block 124 Lot 10
Ben's Bakery (# 40)	Circa 1914	851 E Madison ST	Block 1245 Lot 12=c1
	Two-story wood-frame	1249 W Washington ST	30; 4-6; West Brownsville Addition
Argentina Arms Apartments	Early 1940s	1805 W Washington ST	Block 73 Lot 1
	Modes Folk Victorian	1027 E Madison ST	Block 122 Lot 9

HERITAGE CATEGORY GROUP: **Potential Sites**

SITE NAME	ARCHITECTURE (YEAR BUILT)	LOCATION	PROPERTY AND LEGAL DESCRIPTION REFERENCE CODE
-----------	------------------------------	----------	--

	Circa 1930s; One-story with parapet	540 E Monroe ST	Block 127 Lot 3
		722 E Monroe ST	Block 125 Lot 4
		749 E Monroe ST	Block 140 Lot 12=c1
Minister's House (Methodist Church)	Circa 1914	805 E Monroe ST	Block 141 Lot 7
		1204 E Monroe ST	Block 120 Lot 7
Lerma House	Circa 1894	1254 E Monroe ST	Block 120 Lot 2
Del Campo Store	Circa 1874; Spanish-Colonial Style	1304 E Monroe ST	Block 119 Lot 6, Fr. Pt. of
	Circa 1910- 15	1333 E Monroe ST	Block 146 Lot 10
Sociedad Hidalgo	Circa 1930s	1425 E Monroe ST	Block 148 Lots 7-8
		1509 E Monroe ST	Block 148 Lots 7-8
		1237 E Jackson ST	Block 153 Lot 11

HERITAGE CATEGORY GROUP: **Potential Sites**

SITE NAME	ARCHITECTURE (YEAR BUILT)	LOCATION	PROPERTY AND LEGAL DESCRIPTION REFERENCE CODE
-----------	------------------------------	----------	--

		1239 E Jackson ST	Block 153 Lot 12 =#
	Queen Anne Style	1255 E Jackson ST	Block 153 Lot 13
	*Kick roof towards rear	1505 E Jackson ST	Block 10 x Lot 7
	Simple wood frame cottage	1601 E Jackson ST	Block 11 x Lot 7
		1631 E Jackson ST	Block 11 x Lot 10, Fr. Pt;=c1
	Wooden house with simple front porch	722 E Van Buren ST	Block 158 Lot 4
	House with L-shaped plan	753 E Van Buren ST	Block 173 Lot 10 SE ½ of
	Two-story wood frame	810 E Van Buren ST	Block 157 Lot 5
	Simple Cottage	1024 E Van Buren ST	Block 157 Lot 4, W20'
	Cottage with kick roof at porch	1024 E Van Buren ST	Block 155 Lot 4
	Brick building with parapet	1300 E Van Buren ST	Block 152 Lot 6
	Wood-frame home with front entry porch	1242 E Van Buren ST	Block 153 Lot 3, Fr. ½ of

HERITAGE CATEGORY GROUP: **Potential Sites**

SITE NAME	ARCHITECTURE (YEAR BUILT)	LOCATION	PROPERTY AND LEGAL DESCRIPTION REFERENCE CODE
-----------	------------------------------	----------	--

	Queen Anne Style	1332 E Van Buren ST	Block 158 Lot 3
	Wooden two-story with parapet	1355 E Van Buren ST	Block 170 Lot 12, Fr. 1/1 of; =c1
	Queen Anne Style	1410 E Van Buren ST	Block 151 Lot 5
*Harden's Addition		1515 E Van Buren ST	Block 21 x Lot 8
*Harden's Addition		1534 E Van Buren ST	Block 10 Lot 3
		1332 E Van Buren ST	Block 179 Lot 2, W ½ of
*Harden's Addition		1359-65 E Harrison ST	Block 24 x Lot 10
*Harden's Addition		1433 E Harrison ST	Block 24 x Lot 10
*Harden's Addition		1618 E Harrison ST	Block 20 x Lot 5
		1627 E Harrison ST	Block 26 Lot 11
Good Neighbor Settlement House		1254 E Tyler ST	Block 187 Lots 1-2 =T#
		855 E Taylor ST	Block 243 Lot 12

HERITAGE CATEGORY GROUP: **Potential Sites**

SITE NAME	ARCHITECTURE (YEAR BUILT)	LOCATION	PROPERTY AND LEGAL DESCRIPTION REFERENCE CODE
-----------	------------------------------	----------	--

		757 Filmore	Block 278 Lot 12, Fr. ½ of
		243 Palm Boulevard	Block 153 Lot 13
		7 Ebony	Block 2 par of Lot 10 and all Lot 11
	Spanish Eclectic Style	215 Ebony	Block 4 x Lot 16
	Spanish-Colonial Revival	224 Ebony	Block 3 Lot 36
	Spanish-Colonial Revival	130 Ebony	Block 3 x Lot 30
	Spanish-Colonial Revival; Circa 1930	114 Ebony	Block 3 x Lot 26
	Spanish-Colonial Revival; Circa 1930	104 Ebony	Block 3 x Lot 23
		138 Retira Circle	Block 4 x Lot 2
	Eclectic Style	227 Hibiscus Ct.	Block 4 x Lot 2
	Two-story residence with hipped roof	200 Hibiscus Ct.	Block 5 x Lots 1-2

HERITAGE CATEGORY GROUP: **Potential Sites**

SITE NAME	ARCHITECTURE (YEAR BUILT)	LOCATION	PROPERTY AND LEGAL DESCRIPTION REFERENCE CODE
-----------	------------------------------	----------	--

	Circa 1930; Mission/Spanish Colonial Revival	212 Hibiscus Ct.	Block 5 x Lot 3 Los Ebanos Addition
		106 Hibiscus Ct.	Block 6 Lot 7 Los Ebanos Addition
		20 Hibiscus Ct.	Block 6 Lot 4 Los Ebanos Addition
		23 Poinsettia Place	Block 10 Lot 20 Los Ebanos Addition
	Circa 1930; Spanish- Colonial Revival	17 Poinsettia Place	Block 10 Lot 22 Los Ebanos Addition
	Circa 1930; Simple Stuccoed Residence	23 Acacia Drive	Block 12 Lot 10 Los Ebanos Addition
	Circa 1930; Plain house with decor entry	107 Acacia Drive	Block 12 Lot 14 Los Ebanos Addition
		115 Acacia Drive	Block 12 Lot 16 Los Ebanos Addition
	Unusual Spanish Eclectic with rounded tower	116 Acacia Drive	Block 11 Lot 9 Los Ebanos Addition
	Unusual Brick Residence	28 Poinsettia Place	Block 11 Lot 7 Los Ebanos Addition
	Residence with dormers	24 Poinsettia Place	Block 11 Lot 6 Los Ebanos Addition

HERITAGE CATEGORY GROUP: **Potential Sites**

SITE NAME	ARCHITECTURE (YEAR BUILT)	LOCATION	PROPERTY AND LEGAL DESCRIPTION REFERENCE CODE
-----------	------------------------------	----------	--

	Spanish Eclectic with arcade	14 Poinsettia Place	Block 11 x Lot 4
	Circa 1930; large Spanish-Colonial Revival Residence with balcony	6 Poinsettia Place	Block 11 x Lot 2
		1025 E 1 st ST	Block 133 Lot 12, re pt; =c1
		734-40 E 4 th ST	Block 99 Lot 6; =c1
Parra Grocery		149 E 7 th ST	Block 20 Lot 1
		805 E 7 th ST	Block 110 Lots 11-12, Fr. 1/2
		234 E 8 th ST	Block 35 Lot 6
		925 E 8 th ST	Block 125 Lot 12, Re pt of
		1015 E 8 th ST	Block 140 Lot 12=c1
		1025 E 8 th ST	Block 140 Lot 12=c1
		1105 E 8 th ST	Block 158 Lot 12; pt of; = T#

HERITAGE CATEGORY GROUP: **Potential Sites**

SITE NAME	ARCHITECTURE (YEAR BUILT)	LOCATION	PROPERTY AND LEGAL DESCRIPTION REFERENCE CODE
-----------	------------------------------	----------	--

		1125 E 8 th ST	Block 158 Lot 1
Corner Store	Wood-frame building with hipped roof	1348 E 8 th ST	Block 191 Lot 6, Fr. ½ of
		200 E 9 th ST	Block 316 Lot 7 =c1
	Tiny folk building; early 1900s	208 E 9 th ST	Block 316 Lot 7 =c1
	Early 1900s	209 E 9 th ST	Block 35 Lot 12, pt of; =c1
	Tiny wood-frame cottage	223 E 9 th ST	Block 35 Lot 12, pt of; =c1
	Board and Batten home	224 E 9 th ST	Block 316 Lot 7
	Wood-frame cottage	720 E 9 th ST	Block 96 Lot 6, re pt; =c1
	Scaled-back version of Queen Anne Style	818 E 9 th ST	Block 111 Lot 7, Re pt of
E Garcia House	Circa 1914	913 E 9 th ST	Block 124 Lot 12
	Board and Batten Cottage	108 E 10 th ST	Block 310 Lot 8, W 20 x 60'
	Vernacular Home	1035 E 10 th ST	Block 142 Lot 1, re pt of

HERITAGE CATEGORY GROUP: **Potential Sites**

SITE NAME	ARCHITECTURE (YEAR BUILT)	LOCATION	PROPERTY AND LEGAL DESCRIPTION REFERENCE CODE
Casa Rosita	Double gabled home	1045 E 10 th ST	Block 142 Lot 1 Fr 45' of
	Tiny Cottage	1115 E 10 th ST	Block 156 Lot 12 Fr. ½ of
	Shed roofed Store	*715 E 11 th ST	Block 95 Lot 1; * &row;=c1
La Francisca		523 E 12 th ST	Block 63 Lot 7, Mid 20 x 50' of
	Victorian home with decor brackets at porch columns	812 E 12 th ST	Block 114 Lots 6-7, re pt; =c1
		1121 E 12 th ST	Block 154 Lot 12
		1433 E 12 th ST	Block 211 Lot 1; =c1
	Wood-frame home	1445 E 12 th ST	Block 211 Lot 1; =c1
	Altered Spanish-Colonial	1723 E 12 th ST	Block 63 x Lots 3-5
La Perfumeria de la Rosa	Spanish-Colonial	531 E 13 th ST	Block 63 Lot 1, re ½
La Barata Telas	Spanish-Colonial; Circa 1870s	534 E 13 th ST	Block 62 Lot 6

HERITAGE CATEGORY GROUP: **Potential Sites**

SITE NAME	ARCHITECTURE (YEAR BUILT)	LOCATION	PROPERTY AND LEGAL DESCRIPTION REFERENCE CODE
	Tiny home with "kick roof at porch	1021 E 13 th ST	145; 14;= c1&2 Original Townsite
	Stucco building	1232 E 13 th ST	179; 6; Re pt; Original Townsite
	Two-story building (stucco over brick)	1702 E 13 th ST	65 x 37- 38; Bella Vista
	One-story home; built early 1900s	1716 E 13 th ST	65 x 35- 36; Bella Vista
	Wood-frame building	1225 E 14 th ST	179; 12; Re pt; =c1 Paredes Subdivision
	Simple wood-frame home	1317 E 14 th ST	23 x; 12; Re pt Paredes Subdivision
	Tiny Cottage	1334 E 14 th ST	24 x; 6; Re pt Paredes Subdivision
	Brick Structure	1352 E 14 th ST	23 x 1; Original Townsite
		927 E 15 th ST	118; 1 Re 78' x 50 Original Townsite
		1026-28 E 16 th ST	8 x; 6; Original Townsite
ST Charles ST Fire Station	Spanish-Colonial Revival Style; Circa 1920s	500 W ST Charles ST	108A; 8-9; City Fire Station #2

HERITAGE CATEGORY GROUP: **Potential Sites**

SITE NAME	ARCHITECTURE (YEAR BUILT)	LOCATION	PROPERTY AND LEGAL DESCRIPTION REFERENCE CODE
-----------	------------------------------	----------	--

Skinner Elementary School	Circa 1920s	411 W ST Charles ST	Block 80A (all lots) Stillman Extension
		40 W Levee ST	Block 7A, 8 & 9; Stillman Extension
		55 W Levee ST	Block 6A, 6; Stillman Extension
		107 W Levee ST	Block 33A, 1; Stillman Extension
		124 W Levee ST	Block 32A, 10; Stillman Extension
		504 W Levee ST	82A; 9; Stillman Extension
	Spanish-Colonial Revival Style	509 W Levee ST	107A; 12 & SE 2.2' of lot 11 Stillman Extension
		545 W Levee ST	108A; 1 & SE ½ of Lot 2; Stillman Extension
		548 W Levee ST	108A; 5&6; Stillman Extension
		801 W Levee ST	107A; 7 Stillman Extension
		426 W Levee ST	143A; 1&2; Templo Emmanuel Assemble
		604 W Levee ST	115A; 12; Stillman Extension
		611 W Levee ST	114A; 1-3 Stillman Extension

HERITAGE CATEGORY GROUP: **Potential Sites**

SITE NAME	ARCHITECTURE (YEAR BUILT)	LOCATION	PROPERTY AND LEGAL DESCRIPTION REFERENCE CODE
-----------	------------------------------	----------	--

	Spanish-Colonial Revival Style	1234 W Levee ST	29 SE 4' of Lot 8 & all Lot 9;*W Brownsville Addition
	Craftsman Style	1454 W Levee ST	44; Lot 7; West Brownsville Addition
	Two-story- Queen Anne Style	1531 W Levee ST	56; 1-2; West Brownsville Addition
	Craftsman Style	1534 W Levee ST	55; ½ of Lot 8, all Lot 9; West Brownsville Addition
	Craftsman Style	1608 W Levee ST	61; 10-12; West Brownsville Addition
	Excellent example of Spanish Eclectic Style	1091 E Elizabeth ST	17; Lot 4, pt of 5; West Brownsville Addition
	Two-story-Queen Anne Style	1111 E Elizabeth ST	26; Lot 1, pt of Lot 2; West Brownsville Addition
	Spanish Colonial Revival Style	1204 W Elizabeth ST	29; 1-2 West Brownsville Addition
	Two-story wood-frame	1211 W Washington ST	30; Lot 1 & 47' of Lot 2; West Brownsville Addition
	Two-story wood-frame	1150 W Elizabeth ST	26; Lot 6, pt of Lot 5; West Brownsville Addition



[Home](#) |
 [Taxpayer Information](#) ▼ |
 [Reports](#) |
 [Calendar](#) |
 [Forms & Downloads](#) |
 [FAQ's](#) |
 [About](#)

« Go Back

2011 Jurisdiction Tax Rates

Entity	Tax Unit Num	Description	M & O Rate (Maintenance & Operation)	I & S Rate (Interest & Sinking)	Tax Rate	Prop 13 Active	Prop 13 Date
CBR	031-107-03	CITY OF BROWNSVILLE	0.430371	0.270242	0.700613	Yes	11/6/2004
CBV	031-116-03	TOWN OF BAYVIEW	0.250000	-	0.250000	Yes	7/21/2005
CCB	031-113-03	CITY OF COMBES	0.596046	-	0.596046	Yes	1/12/2004
CHG	031-108-03	CITY OF HARLINGEN	0.450426	0.138401	0.588827		
CIL	031-110-03	TOWN OF INDIAN LAKE	0.758771	-	0.758771		
CLA	031-101-03	CITY OF LA FERIA	0.357700	0.342300	0.700000	Yes	8/11/2005
CLO	031-103-03	CITY OF LOS FRESNOS	0.590316	0.124684	0.715000	Yes	10/14/2004
CLV	031-102-03	TOWN OF LAGUNA VISTA	0.293200	0.046689	0.339889	Yes	2/10/2004
CPI	031-104-03	CITY OF PORT ISABEL	0.628327	-	0.628327	Yes	5/24/2005
CPR	031-114-03	CITY OF PRIMERA	0.566147	0.146897	0.713044		
CPV	031-111-03	CITY OF PALM VALLEY	0.422541	-	0.422541		
CRH	031-105-03	CITY OF RIO HONDO	0.860600	-	0.860600	Yes	3/1/2004
CRV	031-115-03	TOWN OF RANCHO VIEJO	0.364917	0.027017	0.391934		
CSB	031-109-03	CITY OF SAN BENITO	0.647775	0.040350	0.688125	Yes	1/13/2004
CSP	031-112-03	CITY OF SOUTH PADRE ISLAND	0.225638	0.024762	0.250400	Yes	1/21/2004
CSR	031-106-03	CITY OF SANTA ROSA	0.571975	-	0.571975		

Ri
 •
 •
 •
 •
 •
 •
 •
 Ri
 2

GCC	031-000-00	CAMERON COUNTY	0.343790	0.040501	0.384291	Yes	9/20/2005
IBR	031-901-02	BROWNSVILLE I.S.D	1.019100	0.073200	1.092300		
IHG	031-903-02	HARLINGEN C.I.S.D	1.040000	0.178000	1.218000		
ILA	031-905-02	LA FERIA I.S.D	1.040000	0.296000	1.336000		
ILO	031-906-02	LOS FRESNOS C.I.S.D	1.170000	0.020000	1.190000		
ILY	245-902-02	LYFORD C.I.S.D.	1.170000	0.160000	1.330000		
IPI	031-909-02	POINT ISABEL I.S.D	0.981859	0.099775	1.081634		
IRH	031-911-02	RIO HONDO I.S.D	1.170000	0.139100	1.309100		
ISB	031-912-02	SAN BENITO I.S.D	1.170000	0.134900	1.304900		
ISM	031-913-02	SANTA MARIA I.S.D	1.040000	0.240000	1.280000		
ISR	031-914-02	SANTA ROSA I.S.D	1.170000	0.202200	1.372200		
SBN	031-202-18	BROWNSVILLE NAVIGATION DISTRICT	0.008430	0.038400	0.046830		
SC1	031-201-13	LAGUNA MADRE WATER DISTRICT	-	0.080820	0.080820		
SD1	031-201-08	DRAINAGE DISTRICT #1	0.031100	-	0.031100		
SD3	031-203-08	DRAINAGE DISTRICT #3	0.147218	-	0.147218		
SD4	031-202-08	DRAINAGE DISTRICT #4	0.041320	-	0.041320		
SD5	031-204-08	DRAINAGE DISTRICT #5	0.137364	-	0.137364		
SES	031-201-40	EMERGENCY SERVICE DISTRICT #1	0.100000	-	0.100000		
SP1	031-202-04	PASEO DE LA RESACA MUD #1	0.090000	0.330000	0.420000		
SP2	031-203-04	PASEO DE LA RESACA MUD #2	0.090000	0.330000	0.420000		
SP3	031-204-04	PASEO DE LA RESACA MUD #3	0.010000	0.410000	0.420000		
SST	031-916-02	SOUTH TEXAS I.S.D	0.049200	-	0.049200		
STS	031-201-15	TEXAS SOUTHMOST COLLEGE DISTRICT	0.103723	0.060303	0.164026	Yes	8/26/2004

2011 CERTIFIED TOTALS

Property Count: 69,175

CBR - CITY OF BROWNSVILLE
ARB Approved Totals

7/19/2011 2:53:05PM

Land		Value			
Homesite:		662,837,259			
Non Homesite:		1,103,063,905			
Ag Market:		99,374,502			
Timber Market:		0	Total Land	(+) 1,865,275,666	
Improvement		Value			
Homesite:		2,170,988,405			
Non Homesite:		1,370,973,788	Total Improvements	(+) 3,541,962,193	
Non Real		Count	Value		
Personal Property:	5,092		731,033,150		
Mineral Property:	0		0		
Autos:	0		0	Total Non Real	(+) 731,033,150
			Market Value	= 6,138,271,009	
Ag		Non Exempt	Exempt		
Total Productivity Market:	99,374,502		0		
Ag Use:	3,624,561		0	Productivity Loss	(-) 95,749,941
Timber Use:	0		0	Appraised Value	= 6,042,521,068
Productivity Loss:	95,749,941		0	Homestead Cap	(-) 14,079,963
			Assessed Value	= 6,028,441,105	

Exemption	Count	Local	State	Total		
AB	2	3,952,788	0	3,952,788		
CH	68	47,993,011	0	47,993,011		
CHODO	3	6,209,627	0	6,209,627		
CHODO(Partial)	1	571,239	0	571,239		
DP	1,160	0	0	0		
DPS	3	0	0	0		
DV1	156	0	1,047,695	1,047,695		
DV1S	15	0	75,000	75,000		
DV2	74	0	649,720	649,720		
DV2S	4	0	30,000	30,000		
DV3	71	0	752,126	752,126		
DV3S	8	0	80,000	80,000		
DV4	107	0	1,262,860	1,262,860		
DV4S	43	0	504,661	504,661		
DVHS	174	0	14,301,774	14,301,774		
EX	3,136	0	316,239,718	316,239,718		
EX(Prorated)	63	0	1,312,440	1,312,440		
EX366	13	0	4,206	4,206		
FR	61	118,259,220	0	118,259,220		
HT	55	5,590,902	0	5,590,902		
OV65	7,309	42,802,881	0	42,802,881		
OV65S	30	174,000	0	174,000		
PC	6	278,713	0	278,713	Total Exemptions	(-) 562,092,581
					Net Taxable	= 5,466,348,524

2011 CERTIFIED TOTALS

Property Count: 205,696

GCC - CAMERON COUNTY
ARB Approved Totals

7/19/2011 2:53:05PM

Land		Value			
Homesite:		1,897,894,287			
Non Homesite:		3,233,990,303			
Ag Market:		935,168,002			
Timber Market:		19,444	Total Land	(+) 6,067,072,036	
Improvement		Value			
Homesite:		5,695,408,883			
Non Homesite:		4,268,688,044	Total Improvements	(+) 9,964,096,927	
Non Real		Count	Value		
Personal Property:	12,267		1,963,556,269		
Mineral Property:	75		1,407,400		
Autos:	0		0		
			Total Non Real	(+) 1,964,963,669	
			Market Value	= 17,996,132,632	
Ag		Non Exempt	Exempt		
Total Productivity Market:	935,187,446		0		
Ag Use:	72,885,525		0	Productivity Loss	(-) 862,301,266
Timber Use:	655		0	Appraised Value	= 17,133,831,366
Productivity Loss:	862,301,266		0		
			Homestead Cap	(-) 57,768,523	
			Assessed Value	= 17,076,062,843	

Exemption	Count	Local	State	Total		
AB	2	1,234,451	0	1,234,451		
CH	201	64,932,503	0	64,932,503		
CHODO	7	7,930,707	0	7,930,707		
CHODO(Partial)	4	1,694,224	0	1,694,224		
DP	2,955	0	0	0		
DPS	12	0	0	0		
DV1	464	0	3,334,241	3,334,241		
DV1S	46	0	210,213	210,213		
DV2	258	0	2,329,747	2,329,747		
DV2S	14	0	105,000	105,000		
DV3	242	0	2,508,670	2,508,670		
DV3S	13	0	130,000	130,000		
DV4	380	0	4,217,014	4,217,014		
DV4S	127	0	1,433,114	1,433,114		
DVHS	554	0	47,653,445	47,653,445		
EX	10,716	0	898,435,534	898,435,534		
EX(Prorated)	158	0	3,230,275	3,230,275		
EX366	69	0	11,865	11,865		
HT	55	5,590,902	0	5,590,902		
OV65	19,406	225,091,033	0	225,091,033		
OV65S	81	889,037	0	889,037		
PC	43	6,204,908	0	6,204,908	Total Exemptions	(-) 1,277,166,883
					Net Taxable	= 15,798,895,960

Freeze	Assessed	Taxable	Actual Tax	Ceiling	Count		
DP	159,906,360	155,156,870	506,478.18	531,169.59	2,852		
DPS	554,737	542,737	1,746.56	1,780.92	9		
OV65	1,344,318,846	1,104,640,649	3,351,782.52	3,472,515.99	18,105		
Total	1,504,779,943	1,260,340,256	3,860,007.26	4,005,466.50	20,966	Freeze Taxable	(-) 1,260,340,256
Tax Rate	0.364291						

2011 CERTIFIED TOTALS

Property Count: 69,131

IBR - BROWNSVILLE I.S.D

Grand Totals

7/19/2011

2:53:05PM

Land		Value					
Homesite:				704,153,355			
Non Homesite:				1,081,941,400			
Ag Market:				139,768,454			
Timber Market:				0	Total Land	(+)	1,925,863,209
Improvement		Value					
Homesite:				2,166,030,996			
Non Homesite:				1,363,695,649	Total Improvements	(+)	3,529,726,645
Non Real		Count	Value				
Personal Property:		5,207		761,741,851			
Mineral Property:		0		0			
Autos:		0		0	Total Non Real	(+)	761,741,851
					Market Value	=	6,217,331,705
Ag	Non Exempt		Exempt				
Total Productivity Market:		139,768,454		0			
Ag Use:		5,363,628		0	Productivity Loss	(-)	134,404,826
Timber Use:		0		0	Appraised Value	=	6,082,926,879
Productivity Loss:		134,404,826		0			
					Homestead Cap	(-)	15,998,540
					Assessed Value	=	6,066,928,339
Exemption	Count	Local	State	Total			
CH	117	40,672,190	0	40,672,190			
CHODO	3	6,209,627	0	6,209,627			
CHODO(Partial)	2	660,077	0	660,077			
DP	1,315	5,143,968	12,108,311	17,252,279			
DPS	3	0	0	0			
DV1	151	0	963,299	963,299			
DV1S	16	0	70,000	70,000			
DV2	66	0	516,640	516,640			
DV2S	4	0	25,564	25,564			
DV3	69	0	661,215	661,215			
DV3S	7	0	70,000	70,000			
DV4	112	0	1,217,243	1,217,243			
DV4S	44	0	473,104	473,104			
DVHS	172	0	14,135,070	14,135,070			
EX	3,314	0	324,142,379	324,142,379			
EX(Prorated)	66	0	1,239,765	1,239,765			
EX366	13	0	4,262	4,262			
FR	65	125,608,570	0	125,608,570			
HS	25,166	0	369,620,440	369,620,440			
HT	54	5,332,839	0	5,332,839			
OV65	7,819	30,621,242	71,819,183	102,440,425			
OV65S	40	160,517	358,827	519,344			
PC	11	325,423	0	325,423	Total Exemptions	(-)	1,012,159,755
					Net Taxable	=	5,054,768,584

2011 CERTIFIED TOTALS

SBN - BROWNSVILLE NAVIGATION DISTRICT
ARB Approved Totals

Property Count: 91,268

7/19/2011 2:53:05PM

Land		Value				
Homesite:		892,035,347				
Non Homesite:		1,346,434,831				
Ag Market:		286,970,856				
Timber Market:		0		Total Land	(+) 2,525,441,034	
Improvement		Value				
Homesite:		2,739,412,577				
Non Homesite:		1,545,686,193		Total Improvements	(+) 4,285,098,770	
Non Real		Count	Value			
Personal Property:		6,129	1,008,676,138			
Mineral Property:		0	0			
Autos:		0	0	Total Non Real	(+) 1,008,676,138	
				Market Value	= 7,819,215,942	
Ag	Non Exempt	Exempt				
Total Productivity Market:	286,970,856	0				
Ag Use:	18,041,736	0	Productivity Loss	(-) 268,929,120		
Timber Use:	0	0	Appraised Value	= 7,550,286,822		
Productivity Loss:	268,929,120	0				
			Homestead Cap	(-) 20,316,861		
			Assessed Value	= 7,529,969,961		
Exemption	Count	Local	State	Total		
AB	2	3,952,788	0	3,952,788		
CH	165	51,284,868	0	51,284,868		
CHODO	3	6,209,627	0	6,209,627		
CHODO(Partial)	1	571,239	0	571,239		
DV1	191	0	1,272,532	1,272,532		
DV1S	18	0	90,000	90,000		
DV2	97	0	858,220	858,220		
DV2S	5	0	37,500	37,500		
DV3	86	0	912,000	912,000		
DV3S	8	0	80,000	80,000		
DV4	144	0	1,662,870	1,662,870		
DV4S	49	0	582,661	582,661		
DVHS	221	0	17,842,029	17,842,029		
EX	4,935	0	406,581,143	406,581,143		
EX(Prorated)	86	0	1,838,344	1,838,344		
EX366	14	0	4,229	4,229		
FR	74	142,839,266	0	142,839,266		
HT	55	5,590,902	0	5,590,902		
PC	13	524,743	0	524,743	Total Exemptions	(-) 642,734,961
					Net Taxable	= 6,887,235,000

APPROXIMATE TOTAL LEVY = NET TAXABLE * (TAX RATE / 100)
3,294,026.76 = 6,887,235,000 * (0.047828 / 100)

Tax Increment Finance Value: 0
Tax Increment Finance Levy: 0.00

2011 CERTIFIED TOTALS

STS - TEXAS SOUTHWEST COLLEGE DISTRICT
ARB Approved Totals

Property Count: 122,120

7/19/2011 2:53:05PM

Land		Value			
Homesite:		1,327,937,571			
Non Homesite:		2,391,907,834			
Ag Market:		400,949,362			
Timber Market:		0	Total Land	(+)	
				4,120,794,767	
Improvement		Value			
Homesite:		3,606,221,683			
Non Homesite:		3,042,137,487	Total Improvements	(+)	
				6,648,359,170	
Non Real		Count	Value		
Personal Property:	7,187		1,112,528,732		
Mineral Property:	7		1,081,680		
Autos:	0		0	Total Non Real	(+)
					1,113,610,412
				Market Value	=
					11,882,764,349
Ag		Non Exempt	Exempt		
Total Productivity Market:		400,949,362	0		
Ag Use:		30,524,211	0	Productivity Loss	(-)
Timber Use:		0	0		370,425,151
Productivity Loss:		370,425,151	0	Appraised Value	=
					11,512,339,198
				Homestead Cap	(-)
				Assessed Value	=
					40,542,812
					11,471,796,386

Exemption	Count	Local	State	Total		
CH	174	53,007,019	0	53,007,019		
CHODO	3	6,209,627	0	6,209,627		
CHODO(Partial)	1	571,239	0	571,239		
DP	1,651	0	0	0		
DPS	5	0	0	0		
DV1	221	0	1,519,532	1,519,532		
DV1S	22	0	110,000	110,000		
DV2	116	0	1,040,503	1,040,503		
DV2S	5	0	37,500	37,500		
DV3	106	0	1,123,250	1,123,250		
DV3S	9	0	90,000	90,000		
DV4	180	0	2,070,387	2,070,387		
DV4S	55	0	654,661	654,661		
DVHS	255	0	23,439,478	23,439,478		
EX	5,564	0	524,056,387	524,056,387		
EX(Prorated)	97	0	2,020,791	2,020,791		
EX366	14	0	4,376	4,376		
HT	55	5,590,902	0	5,590,902		
OV65	10,528	0	0	0		
OV65S	52	0	0	0		
PC	13	526,452	0	526,452	Total Exemptions	(-)
						622,072,104
					Net Taxable	=
						10,849,724,282

Freeze	Assessed	Taxable	Actual Tax	Ceiling	Count		
DP	92,389,661	90,074,243	121,970.65	128,228.42	1,594		
DPS	383,735	383,735	563.76	569.98	4		
OV65	831,599,215	816,817,264	1,029,180.60	1,062,495.20	9,919		
Total	924,372,611	907,275,242	1,151,715.01	1,191,293.60	11,517	Freeze Taxable	(-)
							907,275,242
Tax Rate	0.162423						



TEXAS SOUTHMOST COLLEGE DISTRICT

BOARD AGENDA REQUEST FORM

Department/Division: TSC District Office	Board Meeting Date: February 29, 2012
Agenda Item: Consideration and approval of Acceptance of Works of Art.	
Rationale/Background: The City of Brownsville, the Mexican Consulate and the Brownsville Museum of Fine Arts have requested that TSC display sculptures at both the ITECC and the Arts Center as part of a community arts project. They would like to place one exhibit in front of ITECC on the grass and the other on the side of the Arts Center near the Commandant's quarters. The sculptures would remain in place for approximately one year. Texas Southmost College currently has a policy in place giving the Board of Trustees the right to determine the placement and method of presentation prior to acceptance of the works of art.	
Recommended Action: The Board should consider any financial implications associated with replacement of the sculptures on TSC property.	
Fiscal Implications: Budgeted Item: <input type="checkbox"/> Yes <input type="checkbox"/> No <input checked="" type="checkbox"/> N/A If no, explain: Insurance, moving costs, responsibility for damage to the items.	
Attachments (list): - TSC Policy - Sebastian Sculpture Exhibit – Specifications	

FOR OFFICE USE ONLY:
Board Action: Approved: <input type="checkbox"/> Yes <input type="checkbox"/> No <input type="checkbox"/> N/A <input type="checkbox"/> Tabled for action on: _____
Certified by: _____ Title: _____ Date: _____

O. GIFTS TO TEXAS SOUTHMOST COLLEGE OR SUJCD

12. Acceptance of works of art require prior approval by the Board of Trustees regardless of value. The Board reserves the right to determine the placement and method of presentation prior to acceptance of a work of art. Considerations will include but not be limited to appropriateness with regards to the campus master plan, any installation and/or continuing expense to the District, and relevance to the mission of the District and the UTB/TSC Partnership.

Authority: Board of Trustees


Originally approved: January 31, 2002

Sebastian Sculpture Exhibit – Specifications

Title of Artwork	Weight	Dimensions L x W x H	Base	Photo
Taurus	1,550 lbs	61 x 52 x 104 in	51" x 51" x 26" Box	
Gemini	728 lbs	63 x 52 x 134 in	35" x 9" Cylinder	

Cancer	1,515 lbs	136 x 92 x 41 in	No Base	
Leo	1,523 lbs	70 x 78 x 59 in	No base	
Virgo	710 lbs	34 x 63 x 134 in	45" x 28" x 8" Box	

<p>Libra</p>	<p>2,172 lbs</p>	<p>101 x 60 x 115 in</p>	<p>101" x 59" x 22" Box</p>	
<p>Scorpio</p>	<p>559 lbs</p>	<p>48 x 124 x 60 in</p>	<p>No base</p>	
<p>Sagittarius</p>	<p>2,561 lbs</p>	<p>84 x 84 x 84 in</p>	<p>87" x 87" Plate</p>	

<p>Capricorn</p>	<p>1,914 lbs</p>	<p>77 x 67 x 123 in</p>	<p>60" x 60" x 20" Box</p>	
<p>Aquarius</p>	<p>590 lbs</p>	<p>38 x 44 x 103 in</p>	<p>28" x 28" x 20" Box</p>	

Pisces

1,897 lbs

77 x 56 x 106 in

77" x 54" x 14" Box





TEXAS SOUTHMOST COLLEGE DISTRICT

BOARD AGENDA REQUEST FORM

Department/Division: TSC District Office	Board Meeting Date: February 29, 2012
Agenda Item: Consideration and approval of Notice and Order of Election.	
Rationale/Background: <p>As per the Election Code, political subdivisions are required to publish a notice and order of election on or before the 21st day before the election. For the May 12, 2012 election, this date would be on or before Monday, March 5, 2012. The notice and order includes the type and date of election; the location of each polling place; hours the polls are open; location of each early voting place; dates and hours for early voting place; and the early voting clerk's mailing address. The notice and order proposes 22 polling locations for General Election Day and 7 early voting sites. The number and locations of polling places are reduced to match the most recent City of Brownsville authorized locations; however, given the current status at the state level, these polling places may need to be adjusted upon final decision by the state.</p> <p>The notice and order will be published in the Brownville Herald, Los Fresnos News, Port Isabel – South Padre Island Press, and the San Benito News on Thursday, April 12, 2012. The notice will be published in English and Spanish as required by law.</p>	
Recommended Action: Motion to approve the Notice and Order of General Election as presented.	
Fiscal Implications:	Budgeted Item: <input type="checkbox"/> Yes <input type="checkbox"/> No <input checked="" type="checkbox"/> N/A If no, explain:
Attachments (list): - Notice and Order of General Election	

FOR OFFICE USE ONLY:
Board Action: Approved: <input type="checkbox"/> Yes <input type="checkbox"/> No <input type="checkbox"/> N/A <input type="checkbox"/> Tabled for action on: _____
Certified by: _____ Title: _____ Date: _____

NOTICE AND ORDER OF GENERAL ELECTION

NOTICE OF ELECTION TEXAS SOUTHMOST COLLEGE DISTRICT CAMERON COUNTY, TEXAS

To the voters of the Texas Southmost College District of Cameron County, Texas:

Notice is hereby given that the polling places listed below will be open from 7:00 a.m. to 7:00 p.m. on May 12, 2012, for voting in a general election to elect:

TWO (2) TSC DISTRICT TRUSTEES Place 6 for 6 year term Place 7 for 6 year term

This order is given under and by virtue of an Order for said election made and entered by Texas Southmost College District on the 29th day of February 2012, copy of which is incorporated and made part of this notice.

ORDER OF ELECTION TEXAS SOUTHMOST COLLEGE

An election is hereby ordered to be held on May 12, 2012, for the purpose of:

ELECTING TWO (2) TSC DISTRICT TRUSTEES Place 6 for 6 year term Place 7 for 6 year term

and

It is further ordered and directed that the following are named as polling places as hereinafter set out, and that the District be and is divided into Election Precincts as hereinafter set out:

PRECINCT	ADDRESS	PRECINCT	ADDRESS
1, 83	Garriga Elementary School 600 Washington Port Isabel, Texas	Pt. 4	Villarreal Elementary School 7700 E. Lakeside Olmito, Texas
Pt. 2, 2a, 3, Pt. 50, 65, 66	Los Fresnos Community Center 204 Brazil Los Fresnos, Texas	6	Brownsville Learning Academy 1351 E. Polk St. Brownsville, Texas
5	Victoria Heights Elementary School 2801 E. 13th Street Brownsville, Texas	15	R. L. Martin Elementary School 1701 Stanford Avenue Brownsville, Texas
7, 8, 9	Putegnat Elementary School 730 E. 8 th Street Brownsville, Texas	37, 45	J. T. Canales Elementary School 1811 E. International Blvd. Brownsville, Texas
10, 69, 70	Cromack Elementary School 3200 E. 30th St. Brownsville, Texas	47, 49, 76	Stell Middle School 1105 Los Ebanos Blvd. Brownsville, Texas
11, 12, 13	Russell Elementary School 800 Lakeside Brownsville, Texas	52	South Padre Island City Hall 4601 Padre Blvd. South Padre Island, Texas
38	Sharp Elementary School 1439 Palm Blvd. Brownsville, Texas	54, 61, 72, 73, 74	Burns Elementary School 1974 Alton Gloor Blvd. Brownsville, Texas
46, 63	Gonzalez Elementary School 4350 Coffeepport Rd. Brownsville, Texas	62, 62A, 75	James Pace High School 314 W. Los Ebanos Blvd. Brownsville, Texas
Pt. 16, Pt. 17, 48	Yturria Elementary School 2955 W. Tandy Rd. Brownsville, Texas	67	Laguna Vista City Hall 122 Fernandez St. Laguna Vista, Texas
59	Port Isabel High School 18001 Highway 100 Laguna Heights, Texas	53, 77	Garza Elementary School 200 Esperanza Lane Brownsville, Texas
14, 68, 82, 86	Rivera High School 6955 FM 802 Brownsville, Texas	60, 71	Perkins Middle School 4750 Austin Rd. Brownsville, Texas

Poll locations are subject to change in accordance with the Texas Education Code §43.061 and as determined by the President of Texas Southmost College or her designee.

Early voting by personal appearance will be conducted at the following dates, times and locations:

Monday – Friday	April 30 – May 4, 2012	8:30 a.m. – 5:30 p.m.
Saturday	May 5, 2012	10:00 a.m.– 2:00 p.m.
Monday – Tuesday	May 7 & 8, 2012	8:30 a.m. – 5:30 p.m.

**CAMERON COUNTY ELECTIONS DEPARTMENT
954 E. HARRISON ST.
BROWNSVILLE, TEXAS 78520**

**CHRIST THE KING CHURCH
2255 SOUTHMOST ROAD
BROWNSVILLE, TEXAS 78521**

**BROWNSVILLE PUBLIC LIBRARY
2600 CENTRAL BOULEVARD
BROWNSVILLE, TEXAS 78521**

**THE UNIVERSITY OF TEXAS AT BROWNSVILLE AND TEXAS SOUTHMOST COLLEGE
MARY ROSE CARDENAS HALL SOUTH (MRCHS)
80 FORT BROWN
BROWNSVILLE, TEXAS 78520**

**BROWNSVILLE NAVIGATION DISTRICT OFFICE
1000 FOUST ROAD
BROWNSVILLE, TEXAS 78521**

**HON. BENNY OCHOA III ANNEX BUILDING
505 HIGHWAY 100
PORT ISABEL, TEXAS 78578**

Monday	April 30, 2012	8:00 a.m. – 5:00 p.m.
Tuesday	May 1, 2012	8:00 a.m. – 8:00 p.m.
Wednesday – Friday	May 2 – May 4, 2012	8:00 a.m. – 5:00 p.m.
Saturday	May 5, 2012	9:00 a.m. – 1:00 p.m.
Monday	May 7, 2012	8:00 a.m. – 5:00 p.m.
Tuesday	May 8, 2012	8:00 a.m. – 8:00 p.m.

**LOS FRESNOS
COMMUNITY CENTER
204 BRAZIL STREET
LOS FRESNOS, TEXAS 78566**

Poll locations are subject to change in accordance with the Texas Education Code §43.061 and as determined by the President of Texas Southmost College or her designee.

Applications for ballot by mail shall be mailed to:

**DEBORAH LEE DUKE
Brownsville Navigation District Elections Administrator
PO Box 4620
BROWNSVILLE, TX 78523-4620**

Applications for ballot by mail must be received no later than the close of business on May 4, 2012.

Issued this the 29th day of February 2012.

**Francisco G. Rendon, Chair
Texas Southmost College District Board of Trustees**

AVISO Y ORDEN DE ELECCIÓN GENERAL

AVISO DE ELECCIÓN TEXAS SOUTHMOST COLLEGE DISTRICT CAMERON COUNTY, TEXAS

A los votantes registrados del Texas Southmost College District del Condado Cameron de Texas:

Por la presente se notifica que las casillas para votar situadas en la Orden de Elección se abrirán desde las 7:00 a.m. a las 7:00 p.m. el día 12 de mayo del 2012, para votar en la Elección general de:

DOS (2) MIEMBROS DE LA MESA DIRECTIVA DEL TSC DISTRICT

Lugar 6 – por un termino de seis (6) años

Lugar 7 – por un termino de seis (6) años

Este aviso es expedido por una Orden para dicha elección hecha y archivada por el Texas Southmost Collage District este día 29 de febrero del 2012, cual copia es incorporada y hecha parte de este aviso.

ORDEN DE ELECCIÓN TEXAS SOUTHMOST COLLEGE DISTRICT

Por la presente se convoca a elecciones el día 12 de mayo del 2012, con el propósito de:

DOS (2) MIEMBROS DE LA MESA DIRECTIVA DEL TSC DISTRICT

Lugar 6 – por un termino de seis (6) años

Lugar 7 – por un termino de seis (6) años

Asimismo se ordena y se dispone que queden establecidas como casillas electorales los lugares que a continuación se mencionan, y que el Distrito deberá dividirse, y en este acto se divide, en los precintos que a continuación se mencionan:

PRECINCTO	DIRECCION	PRECINCTO	DIRECCION
1, 83	Garriga Elementary School 600 Washington Port Isabel, Texas	Pt. 4	Villarreal Elementary School 7700 E. Lakeside Olmito, Texas
Pt. 2, 2a, 3, Pt. 50, 65, 66	Los Fresnos Community Center 204 Brazil Los Fresnos, Texas	6	Brownsville Learning Academy 1351 E. Polk St. Brownsville, Texas
5	Victoria Heights Elementary School 2801 E. 13th Street Brownsville, Texas	15	R. L. Martin Elementary School 1701 Stanford Avenue Brownsville, Texas
7, 8, 9	Putegnat Elementary School 730 E. 8 th Street Brownsville, Texas	37, 45	J. T. Canales Elementary School 1811 E. International Blvd. Brownsville, Texas
10, 69, 70	Cromack Elementary School 3200 E. 30th St. Brownsville, Texas	47, 49, 76	Stell Middle School 1105 Los Ebanos Blvd. Brownsville, Texas
11, 12, 13	Russell Elementary School 800 Lakeside Brownsville, Texas	52	South Padre Island City Hall 4601 Padre Blvd. South Padre Island, Texas
38	Sharp Elementary School 1439 Palm Blvd. Brownsville, Texas	54, 61, 72, 73, 74	Burns Elementary School 1974 Alton Gloor Blvd. Brownsville, Texas
46, 63	Gonzalez Elementary School 4350 Coffeepport Rd. Brownsville, Texas	62, 62A, 75	James Pace High School 314 W. Los Ebanos Blvd. Brownsville, Texas
Pt. 16, Pt. 17, 48	Yturria Elementary School 2955 W. Tandy Rd. Brownsville, Texas	67	Laguna Vista City Hall 122 Fernandez St. Laguna Vista, Texas
59	Port Isabel High School 18001 Highway 100 Laguna Heights, Texas	53, 77	Garza Elementary School 200 Esperanza Lane Brownsville, Texas
14, 68, 82, 86	Rivera High School 6955 FM 802 Brownsville, Texas	60, 71	Perkins Middle School 4750 Austin Rd. Brownsville, Texas

Los lugares designados como casillas electorales están sujetos a cambio conforme a lo estipulado en el código §43.061 de la educación de Texas y establecido por la presidenta de Texas Southmost College o su designado(a).

La votación por adelantado en persona se llevará a cabo en:

lunes - viernes	30 de abril – 4 de mayo del 2012	8:30 a.m. – 5:30 p.m.
sábado	5 de mayo del 2012	10:00 a.m. – 2:00 p.m.
lunes – martes	7 y 8 de mayo del 2012	8:30 a.m. – 5:30 p.m.

**CAMERON COUNTY ELECTIONS DEPARTMENT
954 E. HARRISON ST.
BROWNSVILLE, TEXAS 78520**

**CHRIST THE KING CHURCH
2255 SOUTHMOST ROAD
BROWNSVILLE, TEXAS 78521**

**BROWNSVILLE PUBLIC LIBRARY
2600 CENTRAL BOULEVARD
BROWNSVILLE, TEXAS 78521**

**THE UNIVERSITY OF TEXAS AT BROWNSVILLE AND TEXAS SOUTHMOST COLLEGE
MARY ROSE CARDENAS HALL SOUTH (MRCHS)
80 FORT BROWN
BROWNSVILLE, TEXAS 78520**

**BROWNSVILLE NAVIGATION DISTRICT OFFICE
1000 FOUST ROAD
BROWNSVILLE, TEXAS 78521**

**HON. BENNY OCHOA III ANNEX BUILDING
505 HIGHWAY 100
PORT ISABEL, TEXAS 78578**

lunes	30 de abril del 2012	8:00 a.m. – 5:00 p.m.
martes	1 de mayo del 2012	8:00 a.m. – 8:00 p.m.
miércoles - viernes	2 de mayo – 4 de mayo del 2012	8:00 a.m. – 5:00 p.m.
sábado	5 de mayo del 2012	9:00 a.m. – 1:00 p.m.
lunes	7 de mayo del 2012	8:00 a.m. – 5:00 p.m.
martes	8 de mayo del 2012	8:00 a.m. – 8:00 p.m.

**LOS FRESNOS
COMMUNITY CENTER
204 BRAZIL STREET
LOS FRESNOS, TEXAS 78566**

Los lugares designados como casillas electorales están sujetos a cambio conforme a lo estipulado en el código §43.061 de la educación de Texas y establecido por la presidenta de Texas Southmost College o su designado(a).

Las solicitudes para votar por correo deberán enviarse a:

**DEBORAH LEE DUKE
Brownsville Navigation District Elections Administrator
PO Box 4620
BROWNSVILLE, TX 78523-4620**

Las solicitudes de boletas para votar por correo deberán recibirse al finalizar las horas de oficina de el 4 de mayo del 2012.

Emitida este día 29 de febrero del 2012.

**Francisco G. Rendon, Presidente
Mesa Directiva de Texas Southmost College District**



TEXAS SOUTHMOST COLLEGE DISTRICT

BOARD AGENDA REQUEST FORM

Department/Division: Finance Office	Board Meeting Date: February 29, 2012
Agenda Item: Consideration and possible action on Budget Amendment for Fiscal Year 2012	
Rationale/Background: Request for budget amendment #12-002 for Fiscal Year 2012. The budget amendment will allow the transfer of funds to create a new department for the Vice President of Instruction & Student Services, and to pay for membership fees and property taxes.	
Recommended Action: Motion to approve budget amendment #12-002 for Fiscal Year 2012 as presented.	
Fiscal Implications: Budgeted Item: <input type="checkbox"/> Yes <input checked="" type="checkbox"/> No <input type="checkbox"/> N/A If no, explain:	
Attachments (List): Budget Amendment: #12-002	

FOR OFFICE USE ONLY:
Board Action: Approved: <input type="checkbox"/> Yes <input type="checkbox"/> No <input type="checkbox"/> N/A <input type="checkbox"/> Tabled for action on: _____
Certified by: _____ Title: _____ Date: _____




TEXAS SOUTHMOST COLLEGE
BUDGET AMENDMENT REQUEST
2011-2012

Date: February 29, 2012

Item No.	Account Number			Account Title	Current Budget	Revenues	Expenses	Amended Budget
1	01	781	119	General Fund-General Institution	\$ 49,920		\$ 10,300	\$ 60,220
2	01		115	General Fund -District Office	1,236,180		(171,800)	1,064,380
	01		121	General Fund -VP of Instruction & Student Svcs	-		171,800	171,800
3	01	989	119	Transfer to Campus Facilities	2,219,483		(496,572)	1,722,911
General Fund Balance					\$ 7,054,474	\$ -	\$ (486,272)	\$ 7,540,746
3	30	5832	6934	Sale of Property-Cueto	-	496,572	-	496,572
	30	5801	99999	Transfer from General Fund	2,219,483	(496,572)		1,722,911
4	30	9101	301	Campus Improvements	\$ 3,929,162		\$ (116)	\$ 3,929,046
	30	9198	116	Property Acquisitions	-		116	116
Campus Facilities Fund Balance					\$ 7,202,288	\$ -	\$ -	\$ 7,202,288

- 1 To pay for the 2012 annual membership fee for United Brownsville Coordinating Board; previous year's fee was paid from current budget.
- 2 To transfer funds to create a separate department (VP of Instruction & Student Services); funds will be transferred from District Office.
- 3 To reduce the Transfer to Campus Facilities due to the revenue from the Sale of Cueto.
- 4 To transfer funds to pay for Property Tax on Lot 5 & 6, Blk 12, Colonia Alta Vista Addition (Lot on Van Buren).



 Vice President of Finance and Administration

 TSC President

This amendment has been accepted _____, rejected _____, by the Texas Southmost College Board of Trustees
 on _____.

 Adela G. Garza, Secretary

UTB/TSC Award Report for Dr. Putegnat

Current Active Award--applied under TSC or activities may be related/included TSC

Applicant: TSC	College	Dept.	Type of Grant	Agency	Project Title	PI-PD Last Name	PI-PD First Name	Start Date	End Date	Total Award Amount
TSC	EDCS	Associate VP & Dean for WTCE	State	Texas Comptroller of Public Accounts and SECO	SECO Texas Southmost Renewable Energy Center (ARRA)	Downing	Irv	3/19/10	12/31/11	1,526,474.88
TSC	EDCS	Associate VP & Dean for WTCE	Federal	EDA-Dept of Commerce	EDA Comprehensive Development Strategy Plan "Establish Business Technical Information and Financial Services Center"	Holt	Jim	7/31/07	7/30/12	1,250,000.00
					Total					2,776,474.88
Applicant: UTB	College	Dept.	Type of Grant	Agency	Project Title	PI-PD Last Name	PI-PD First Name	Start Date	End Date	Total Award Amount
UTB	COB	Applied Business Technology	State	Texas Bar Association	Cameron County Willis Clinic	Krippel	Joe	10/22/10	10/21/11	5,047.00
UTB	CSMT	Mathematics	State	THECB	THECB Contract 07857 - TSC Initiative	Villarreal	Laura	9/26/11	2/28/13	58,180.00
					Total					63,227.00
Applicant: UTB, TSC or UTB/TSC	College	Dept.	Type of Grant	Agency	Project Title	PI-PD Last Name	PI-PD First Name	Start Date	End Date	Total Award Amount
UTB/TSC	EDCS	Associate VP & Dean for WTCE	State	Texas Workforce Commission	Texas Southmost College in Partnership with Carling Technologies	Holt	Jim	11/6/11	11/30/12	115,203.00
UTB/TSC		Campus Police	State	Governor's Office	Bullet-Proof Vest Partnership Program	Pulido	Armando	9/23/11	9/23/12	5,500.00
UTB/TSC		Provost	Federal Pass	THECB	Carl Perkin's Career and Technical Education-Basic Grants	Ragland	Ruth	9/1/11	8/31/12	350,783.00
UTB/TSC	CSMT	Chemistry and Env. Sciences	Fed Pass	County of Cameron, Texas	UTB/TSC Port Isabel Palapa Project	Shands	Mary	9/29/11	8/31/13	126,284.00
UTB/TSC	AA	Financial Aid	Fed Pass	OneStar Foundation/Corp. for National & Community Service	UTB/TSC AmeriCorp College Opportunities and Readiness Network (ACORN) (CFDA # 94.006)	Villarreal	Rene	9/1/09	8/31/12	941,082.00
UTB/TSC		Library	Federal	NEH	Manifold Greatness: The Creation and Afterlife of the King James Bible	Hernandez	Milagro	1/1/12	3/31/12	2,500.00
					Total					1,541,352.00

UTB/TSC Application Report for Dr. Putegnat

Dept	Type	Funding Agency	Project Title	PI Last Name	PI First Name	App-Date	Total App. Amount
Arts Center	State	Texas Commission on the Arts	Cinco de Mayo	Barnard	Dan	1/31/2012	1,565.00
Engineering	State	Texas Workforce Commission	UTB 2012 Summer Robotics Camp	Berg	William	11/21/2011	75,742.00
Dean	Federal	Dept. of Education	Readiness, Recruitment, Retention, Graduation - Four Dimensions for Achieving Hispanic Student STEM Success	Bouniaev	Mikhail	9/2/11	748,832.00
Physics & Astronomy	State	THECB	Physical Science and IPC Training for Grades 8-12	Dukes	Philip	11/15/2011	286,267.00
Modern Language	State	Humanities Texas	X Literary Symposium: Letras en el Estuario	Gonzalez	Juan A.	9/28/2011	1,500.00
IIC	Federal	USDA	Rural Micro Entrepreneurship Assistance Program	Sossi	John	12/19/2011	40,000.00

Total

1,153,906.00

**TSC GRANT RELATED ACTIVITY JULY 1997 TO 2/22/2012
WORKFORCE TRAINING AND RELATED TECHNICAL EQUIPMENT
ECONOMIC DEVELOPMENT DIVISION**

APPLICANT		AGENCY		APPLICATIONS IN PROCESS		APPLICATIONS AWARDED		APPLICATIONS DENIED	
				DESCRIPTION	\$ AMOUNT	STATUS	DESCRIPTION	\$ AMOUNT	AWARD DATE
TSC	TWC - Skills Development Fund			Customized Training - Trico Technologies	\$ 379,901.00	Late Feb Submittal			
TSC	TWC - Skills Development Fund			Customized Training - CK Technologies	\$ 65,000.00	Planning stage			
TSC	TWC - Skills Development Fund			Customized Training - Consulting Point	\$ 16,200.00	Ready for submission			
TSC	TWC - Skills Development Fund			Customized Training - Rich Products	\$ 150,000.00	Planning stage			
TSC	TWC - Skills Development Fund			Customized Training - Esco Marine	\$ 150,000.00	Planning stage			
				Total Applications in Process	\$ 761,101.00				
APPLICATIONS DENIED									
TSC	Skills Development Fund			Customized Training - Port Isabel - South Padre Island Consortium	\$ 147,135.66	Apr-11			Denied
APPLICATIONS AWARDED									
TSC	TWC - Skills Development Fund			Customized Training-Carlingswitch	\$ 115,203.00	Nov-11			Grant underway
TSC	TWC			Training - Skills for Small Business Initiative	\$ 70,000.00	Aug-11			Grant underway
TSC	TWC			Curriculum - Energy Efficiency and Renewable Energy Training Program	\$ 203,160.00	Mar-11			Completed
TSC	Comptroller of Public Accounts - SECO			Wind/ Solar System for TSC buildings	\$ 1,526,474.88	Mar-10			Grant underway
STC - UTB/TSC	TWC - Skills Development Fund			Customized Training - Electrician Grant	\$ 402,813.05	Jan-10			Completed
TSTC-UTB/TSC	TWC - Skills Development Fund			Customized Training - Electrician Grant	\$ 395,133.00	Nov-06			Completed
UTB/TSC	TSTC funding from STC & Office of the Governor			Administrative Support for the Wired Initiative Project	\$ 66,050.98	Sep-09			Completed
STC-UTB/TSC	TWC - Skills Development Fund: 2308SDF000			Training - WIRED Initiative Project	\$ 303,455.25	Nov-07			Completed
TSC	TWC - Skills Development Fund			Customized Training - AMFELS	\$ 733,538.00	Aug-07			Completed
TSC	TWC - Skills Development Fund			Customized Training - AMFELS	\$ 350,000.00	Jan-05			Completed
TSC	TWC - Skills Sufficiency Fund			Customized Training - Convergys	\$ 259,176.00	Sep-04			Completed
TSC	TWC - Skills Development Fund			Customized Training - Trico Technologies	\$ 305,973.00	May-03			Completed
TSC	TWC			Training - Governor's Discretionary fund W.Trn 2400WPB001	\$ 2,111,955.00	Jun-01			Completed
UTB/TSC	TWC			TAA/NAFTA - Trade Adjustment Assistance Training Program	\$ 4,970,475.86	2000			Completed
UTB/TSC	TWC			Dislocated Workers Project - contract per student	\$ 2,115,224.32	Jun-97			Completed
				Total Approved Applications	\$13,928,632.34				



TEXAS SOUTHMOST COLLEGE DISTRICT

BOARD AGENDA REQUEST FORM

Department/Division: Finance Office	Board Meeting Date: February 29, 2012
Agenda Item: 1 st Quarter Financial Statements & Investment Report for Fiscal Year 2012	
Rationale/Background: Presentation of the Fiscal Year 2012 1 st Quarter Financial Statements & Investment Report.	
Recommended Action: For the Board's review. No Action necessary.	
Fiscal Implications: Budgeted Item: <input type="checkbox"/> Yes <input checked="" type="checkbox"/> No <input type="checkbox"/> N/A If no, explain:	
Attachments (List): 1 st Quarter Financial Statements & Investment Report for Fiscal Year 2012	

FOR OFFICE USE ONLY:
Board Action: Approved: <input type="checkbox"/> Yes <input type="checkbox"/> No <input type="checkbox"/> N/A <input type="checkbox"/> Tabled for action on: _____
Certified by: _____ Title: _____ Date: _____

Texas Southmost College
Statement of Revenues and Expenditures-2009 Maintenance Tax Notes Fund
From 9/1/2011 Through 11/30/2011

(In Whole Numbers)

	Total Original Budget	Total Budget Revised	Current Period Actual	YTD Revised Budget Variance
REVENUES				
Operating Revenues				
Tuition & Fees				
Student Tuition	\$ 9,333,155	\$ 9,333,155	\$ -	\$ (9,333,155)
Lab Fees	157,541	157,541	-	(157,541)
Advising Fee	1,016,354	1,016,354	-	(1,016,354)
Library Fee	904,425	904,425	-	(904,425)
International Education Fee	40,654	40,654	-	(40,654)
Medical Services Fee	435,432	435,432	-	(435,432)
Athletic Fee	1,266,194	1,266,194	-	(1,266,194)
Designated Tuition	17,945,076	17,945,076	-	(17,945,076)
Add/Drop Fees	71,885	71,885	-	(71,885)
Computer Access Fees	3,119,102	3,119,102	-	(3,119,102)
Remediation Fees	102,212	102,212	-	(102,212)
Records Fee	217,832	217,832	-	(217,832)
Total Tuition & Fees	\$ 34,609,862	\$ 34,609,862	\$ -	\$ (34,609,862)
State Grants & Contracts				
Texas Grant Program	\$ 1,712,229	\$ 1,712,229	\$ 131,274	\$ (1,580,955)
Building Lease - UTB	1,291,597	1,291,597	339,894	(951,703)
TEOG Grant	-	-	80,941	80,941
Early High School	-	-	99,746	99,746
College Workstudy Program	-	-	50,920	50,920
Total State Grants & Contracts	\$ 3,003,826	\$ 3,003,826	\$ 702,775	\$ (2,301,051)
Federal Grants & Contracts				
Carl Perkins Basic Grant	\$ 331,335	\$ 331,335	\$ -	\$ (331,335)
Total Federal Grants & Contracts	\$ 331,335	\$ 331,335	\$ -	\$ (331,335)
Local Grants & Contracts				
STEMS	\$ 63,000	\$ 63,000	\$ 18,000	\$ (45,000)
Criminal Justice Institute	150,000	150,000	-	(150,000)
Kids College	29,000	29,000	-	(29,000)
Child Care Parent Contribution	1,151,397	1,151,397	86,822	(1,064,575)
Child Care Center Income	-	-	20,976	20,976
Child Care Food Control	-	-	6,632	6,632
Total Local Grants & Contracts	\$ 1,393,397	\$ 1,393,397	\$ 132,430	\$ (1,260,967)
General Operating Revenues				
Orientation Fees	\$ 174,866	\$ 174,866	\$ -	\$ (174,866)
Total General Operating Revenues	174,866	174,866	-	(174,866)
Total Operating Revenues	\$ 39,513,286	\$ 39,513,286	\$ 835,205	\$ (38,678,081)
Non-Operating Revenues				
State Grants & Contracts				
THECB Appropriations	\$ 11,154,853	\$ 11,154,853	\$ 3,964,526	\$ (7,190,327)
Total State Grants & Contracts	\$ 11,154,853	\$ 11,154,853	\$ 3,964,526	\$ (7,190,327)
Local Tax Revenues				
Ad Valorem Taxes	\$ 10,331,178	\$ 10,331,178	\$ 7,003,958	\$ (3,327,220)
Total Local Tax Revenues	\$ 10,331,178	\$ 10,331,178	\$ 7,003,958	\$ (3,327,220)
Investment Income				
Investment Earnings	\$ 21,548	\$ 21,548	\$ 4,490	\$ (17,058)
Total Investment Income	\$ 21,548	\$ 21,548	\$ 4,490	\$ (17,058)

Texas Southmost College
Statement of Revenues and Expenditures-2009 Maintenance Tax Notes Fund
From 9/1/2011 Through 11/30/2011

	Total Original Budget	Total Budget Revised	Current Period Actual	YTD Revised Budget Variance
Other Non-Operating				
Other Income	\$ 24,670	\$ 24,670	\$ -	\$ (24,670)
Other Income - TSC	10,000	10,000	-	(10,000)
Overage/Shortage	-	-	2	2
Total Other Non-Operating	34,670	34,670	2	(34,668)
Total Non-Operating Revenues	\$ 21,542,249	\$ 21,542,249	\$ 10,972,976	\$ (10,569,273)
Total REVENUES	\$ 61,055,535	\$ 61,055,535	\$ 11,808,181	\$ (49,247,354)
EXPENSES				
Operating Expenses				
Institutional Support				
Board of Trustees	\$ 243,500	\$ 243,500	\$ 6,716	\$ (236,784)
District Operations Office	1,236,180	1,236,180	87,844	(1,148,336)
Finance Office	420,606	420,606	94,523	(326,083)
Facilities & Planning	191,667	191,667	46,299	(145,368)
Marketing & Communications	48,564	48,564	11,467	(37,097)
Institutional Grant Writers	150,000	150,000	0	(150,000)
General Institution				
Accrued Compensation Expense	\$ -	\$ -	\$ -	\$ -
Attorney Fees	167,180	167,180	3,505	(163,675)
Auditor Fees	55,000	55,000	11,466	(43,534)
Cameron Appraisal District	197,653	197,653	37,471	(160,182)
Catalogs/Publications/News	500	500	0	(500)
Commencement	15,000	15,000	0	(15,000)
Consulting Fees	420,000	420,000	16,514	(403,486)
Dues/Memberships	49,920	49,920	32,326	(17,594)
Instit. Official Functions	108,000	108,000	2,229	(105,771)
Insurance	2,101,599	2,101,599	46,185	(2,055,414)
Promotional/Advertising	60,000	60,000	1,109	(58,891)
Total General Institution	\$ 3,174,852	\$ 3,174,852	\$ 150,806	\$ (3,024,046)
Golf Course	135,000	135,000	18,955	(116,045)
Fort Brown Memorial Center	333,487	333,487	66,954	(266,533)
Rancho del Cielo	165,631	165,631	45,410	(120,221)
Canon del Novillo	30,000	30,000	4,500	(25,500)
Brownsville Urban System	44,873	44,873	-	(44,873)
Economic Development & Community Svcs.	71,800	71,800	17,252	(54,548)
STEMS Program	\$ 63,000	\$ 63,000	\$ 1,907	\$ (61,093)
Total Institutional Support	\$ 6,309,160	\$ 6,309,160	\$ 552,634	\$ (5,756,526)
UTB Commitments	\$ 2,895,000	\$ 2,895,000	\$ -	\$ (2,895,000)
Contracted Services w/ UTB				
Tuition				
Student Paid Tuition	\$ 9,333,155	\$ 9,333,155	\$ -	\$ (9,333,155)
Total Tuition	\$ 9,333,155	\$ 9,333,155	\$ -	\$ (9,333,155)
Designated Transfers to UTB	\$ 42,093,935	\$ 42,093,935	\$ 4,333,016	\$ (37,760,919)
Total Contracted Services	\$ 51,427,090	\$ 51,427,090	\$ 4,333,016	\$ (47,094,074)
Total Operating Expenses	\$ 60,631,250	\$ 60,631,250	\$ 4,885,650	\$ (55,745,600)

Texas Southmost College
Statement of Revenues and Expenditures-2009 Maintenance Tax Notes Fund
From 9/1/2011 Through 11/30/2011

	Total Original Budget	Total Budget Revised	Current Period Actual	YTD Revised Budget Variance
Total EXPENSES	\$ 60,631,250	\$ 60,631,250	\$ 4,885,650	\$ (55,745,600)
Interfund Transfers				
Transfer to Restricted Scholarship	\$ -	\$ -	\$ -	0
Transfer to Restricted Insurance	0	0	0	0
Transfer to Auxiliary	0	0	0	0
Transfer to Campus Facilities	2,219,483	2,219,483	554,871	(1,664,612)
Transfer to General Revenue Bd	450,000	450,000	112,500	(337,500)
Transfer from Auxiliary	(2,088,878)	(2,088,878)	-	2,088,878
Total Interfund Transfers	\$ 580,605	\$ 580,605	\$ 667,371	\$ 86,766
Increase/(Decrease) in Net Assets	\$ (156,320)	\$ (156,320)	\$ 6,255,160	\$ 6,411,480

Texas Southmost College
Statement of Revenues and Expenditures-Auxiliary Fund
From 9/1/2011 Through 11/30/2011

(In Whole Numbers)

	Total Original Budget	Total Budget Revised	Current Period Actual	YTD Revised Budget Variance
REVENUES				
Operating Revenues				
Tuition & Fees				
Parking Fees	\$ 300,000	\$ 300,000	\$ 15,540	\$ (284,460)
Student Services Fees	2,088,878	2,088,878	-	(2,088,878)
Total Tuition & Fees	<u>\$ 2,388,878</u>	<u>\$ 2,388,878</u>	<u>\$ 15,540</u>	<u>\$ (2,373,338)</u>
Auxiliary Enterprises				
Bookstore	\$ 187,056	\$ 187,056	-	\$ (187,056)
Broadcast (US Wireless)	6,000	6,000		(6,000)
Clearwire	-	-	6,000	6,000
Condominiums	420,000	420,000	107,528	(312,472)
Port Mansfield	2,400	2,400	600	(1,800)
Total Auxiliary Enterprises	<u>\$ 615,456</u>	<u>\$ 615,456</u>	<u>\$ 114,128</u>	<u>\$ (501,328)</u>
Total Operating Revenues	<u>\$ 3,004,334</u>	<u>\$ 3,004,334</u>	<u>\$ 129,668</u>	<u>\$ (2,874,666)</u>
Non-Operating Revenues				
Investment Income				
Total Investment Income	\$ 963	\$ 963	\$ 320	\$ (643)
Total Non-Operating Revenues	<u>\$ 963</u>	<u>\$ 963</u>	<u>\$ 320</u>	<u>\$ (643)</u>
Total REVENUES	<u>\$ 3,005,297</u>	<u>\$ 3,005,297</u>	<u>\$ 129,988</u>	<u>\$ (2,875,309)</u>
EXPENSES				
Operating Expenses				
Auxiliary Enterprises				
Bookstore	\$ 20,000	\$ 20,000	-	\$ (20,000)
Condominiums	420,000	420,000	100,956	(319,044)
Port Mansfield	20,100	20,100	621	(19,479)
Total Auxiliary Enterprises	<u>\$ 460,100</u>	<u>\$ 460,100</u>	<u>\$ 101,577</u>	<u>\$ (358,523)</u>
Total Operating Expenses	<u>\$ 460,100</u>	<u>\$ 460,100</u>	<u>\$ 101,577</u>	<u>\$ (358,523)</u>
Total EXPENSES	<u>\$ 460,100</u>	<u>\$ 460,100</u>	<u>\$ 101,577</u>	<u>\$ (358,523)</u>
Interfund Transfers				
Transfer from General	\$ -	\$ -	-	-
Transfer to Restricted Parking	300,000	300,000	15,540	(284,460)
Transfer to General	2,088,878	2,088,878	-	(2,088,878)
Total Interfund Transfers	<u>\$ 2,388,878</u>	<u>\$ 2,388,878</u>	<u>\$ 15,540</u>	<u>\$ (2,373,338)</u>
Increase/(Decrease) in Net Assets	<u>\$ 156,319</u>	<u>\$ 156,319</u>	<u>\$ 12,871</u>	<u>\$ (143,448)</u>

Texas Southmost College
Statement of Revenues and Expenditures- Campus Facilities
From 9/1/2011 Through 11/30/2011

(In Whole Numbers)

	Total Original Budget	Total Budget Revised	Current Period Actual	YTD Revised Budget Variance
Fund Balance Allocation	\$ 1,764,191	\$ 1,764,191	\$ -	\$ (1,764,191)
REVENUES				
Operating Revenues				
Donations	\$ 360,000	\$ 360,000	\$ 11,235	\$ (348,765)
Total Operating Revenues	\$ 360,000	\$ 360,000	\$ 11,235	\$ (348,765)
Non-Operating Revenues				
Investment Income	\$ 5,489	\$ 5,489	\$ 3,807	\$ (1,682)
Other Income-TSC	-	-	186,690	186,690
Total Non-Operating Revenues	5,489	5,489	190,497	185,008
Total Revenues	\$ 365,489	\$ 365,489	\$ 201,732	\$ (163,757)
EXPENSES				
Operating Expenses				
Maintenance & Operations				
Campus Improvements	\$ 3,959,162	\$ 3,959,162	\$ 201,875	\$ (3,757,287)
Campus Infrastructure	100,000	100,000	-	(100,000)
Historic Restorations	290,000	290,000	-	(290,000)
Total Maintenance and Operations	\$ 4,349,162	\$ 4,349,162	\$ 201,875	\$ (4,147,287)
Acquisitions				
Property Acquisitions	\$ -	\$ -	\$ -	\$ -
Total Property Acquisitions	\$ -	\$ -	\$ -	\$ -
Total Operating Expenses	\$ 4,349,162	\$ 4,349,162	\$ 201,875	\$ (4,147,287)
Total EXPENSES	\$ 4,349,162	\$ 4,349,162	\$ 201,875	\$ (4,147,287)
Interfund Transfers				
Transfer from General	\$ (2,219,482)	\$ (2,219,482)	\$ (554,871)	\$ 1,664,611
Total Interfund Transfers	\$ (2,219,482)	\$ (2,219,482)	\$ (554,871)	\$ 1,664,611
Increase/(Decrease) in Net Assets	\$ -	\$ -	\$ 554,728	\$ 554,728

Texas Southmost College
Statement of Revenues and Expenditures- Restricted Parking
From 9/1/2011 Through 11/30/2011

(In Whole Numbers)

	Total Original Budget	Total Budget Revised	Current Period Actual	YTD Revised Budget Variance
Fund Balance Rollover	\$ 200,000	\$ 200,000	\$ -	\$ (200,000)
REVENUES				
Non-Operating Revenues				
Investment Income	\$ 885	\$ 885	\$ 333	\$ (552)
Total Non-Operating Revenues	\$ 885	\$ 885	\$ 333	\$ (552)
Total REVENUES	\$ 885	\$ 885	\$ 333	\$ (552)
EXPENSES				
Operating Expenses				
Maintenance & Operations				
Parking Fees	\$ 7,800	\$ 7,800	\$ 7,800	\$ -
Parking Projects	500,000	500,000	1,500	(498,500)
Total Maintenance & Operations	\$ 507,800	\$ 507,800	\$ 9,300	\$ (498,500)
Capital Construction Projects	-	-	-	-
Total Operating Expenses	\$ 507,800	\$ 507,800	\$ 9,300	\$ (498,500)
Total EXPENSES	\$ 507,800	\$ 507,800	\$ 9,300	\$ (498,500)
Interfund Transfers				
Transfer from Auxiliary	\$ (300,000)	\$ (300,000)	\$ (15,540)	\$ 284,460
Total Interfund Transfers	\$ (300,000)	\$ (300,000)	\$ (15,540)	\$ 284,460
Increase/(Decrease) in Net Assets	\$ (6,915)	\$ (6,915)	\$ 6,573	\$ 13,488

Texas Southmost College
Statement of Revenues and Expenditures- Restricted Insurance
From 9/1/2011 Through 11/30/2011

(In Whole Numbers)

	<u>Total Original Budget</u>	<u>Total Budget Revised</u>	<u>Current Period Actual</u>	<u>YTD Revised Budget Variance</u>
REVENUES				
Non-Operating Revenues				
Investment Income	\$ 2,683	\$ 2,683	\$ 642	\$ (2,041)
Total Non-Operating Revenues	<u>\$ 2,683</u>	<u>\$ 2,683</u>	<u>\$ 642</u>	<u>\$ (2,041)</u>
Total REVENUES	<u>\$ 2,683</u>	<u>\$ 2,683</u>	<u>\$ 642</u>	<u>\$ (2,041)</u>
EXPENSES				
Operating Expenses				
Operation & Maintenance of Plant	\$ -	\$ -	\$ -	\$ -
Total Operation & Maintenance of Plant	<u>\$ -</u>	<u>\$ -</u>	<u>\$ -</u>	<u>\$ -</u>
Total EXPENSES	<u>\$ -</u>	<u>\$ -</u>	<u>\$ -</u>	<u>\$ -</u>
Interfund Transfers				
Transfer from General	\$ -	\$ -	\$ -	\$ -
Total Interfund Transfers	<u>\$ -</u>	<u>\$ -</u>	<u>\$ -</u>	<u>\$ -</u>
Increase/(Decrease) in Net Assets	<u>\$ 2,683</u>	<u>\$ 2,683</u>	<u>\$ 642</u>	<u>\$ (2,041)</u>

Texas Southmost College
Statement of Revenues and Expenditures- Restricted Scholarship
From 9/1/2011 Through 11/30/2011

(In Whole Numbers)

	<u>Total Original Budget</u>	<u>Total Budget Revised</u>	<u>Current Period Actual</u>	<u>YTD Revised Budget Variance</u>
REVENUES				
Non-Operating Revenues				
Investment Income	\$ 3,457	\$ 3,457	\$ 1,037	\$ (2,420)
Total Non-Operating Revenues	<u>\$ 3,457</u>	<u>\$ 3,457</u>	<u>\$ 1,037</u>	<u>\$ (2,420)</u>
Total REVENUES	<u>\$ 3,457</u>	<u>\$ 3,457</u>	<u>\$ 1,037</u>	<u>\$ (2,420)</u>
EXPENSES				
Operating Expenses				
Scholarships	\$ -	\$ -	\$ -	\$ -
Total Scholarships	<u>\$ -</u>	<u>\$ -</u>	<u>\$ -</u>	<u>\$ -</u>
Total EXPENSES	<u>\$ -</u>	<u>\$ -</u>	<u>\$ -</u>	<u>\$ -</u>
Interfund Transfers				
Total Interfund Transfers	<u>\$ -</u>	<u>\$ -</u>	<u>\$ -</u>	<u>\$ -</u>
Increase/(Decrease) in Net Assets	<u>\$ 3,457</u>	<u>\$ 3,457</u>	<u>\$ 1,037</u>	<u>\$ (2,420)</u>

Texas Southmost College
Statement of Revenues and Expenditures-2000 Student Union Rev Bond Fund
From 9/1/2011 Through 11/30/2011

(In Whole Numbers)

	Total Original Budget	Total Budget Revised	Current Period Actual	YTD Revised Budget Variance
REVENUES				
Operating Revenues				
Tuition & Fees				
Student Union Fees	\$ 1,216,096	\$ 1,216,096	\$ -	\$ (1,216,096)
Total Tuition & Fees	\$ 1,216,096	\$ 1,216,096	\$ -	\$ (1,216,096)
Total Operating Revenues	\$ 1,216,096	\$ 1,216,096	\$ -	\$ (1,216,096)
Non-Operating Revenues				
Investment Income	\$ 4,402	\$ 4,402	\$ 903	\$ (3,499)
Total Investment Income	\$ 4,402	\$ 4,402	\$ 903	\$ (3,499)
Total Non-Operating Revenues	\$ 4,402	\$ 4,402	\$ 903	\$ (3,499)
Total REVENUES	\$ 1,220,498	\$ 1,220,498	\$ 903	\$ (1,219,595)
EXPENSES				
Operating Expenses				
Institutional Support				
Fiscal Agent Fees	\$ 6,750	\$ 6,750	\$ -	\$ (6,750)
Total Institutional Support	\$ 6,750	\$ 6,750	\$ -	\$ (6,750)
Contracted Services				
Designated Student Union Fees	\$ 487,206	\$ 487,206	\$ -	\$ (487,206)
Total Contracted Services	\$ 487,206	\$ 487,206	\$ -	\$ (487,206)
Total Operating Expenses	\$ 493,956	\$ 493,956	\$ -	\$ (493,956)
Non-Operating Expenses				
Debt Service				
Interest on Capital	\$ 286,890	\$ 286,890	\$ -	\$ (286,890)
Principal on Capital	380,000	380,000	-	(380,000)
Total Debt Service	\$ 666,890	\$ 666,890	\$ -	\$ (666,890)
Total Non-Operating Expenses	\$ 666,890	\$ 666,890	\$ -	\$ (666,890)
Total EXPENSES	\$ 1,160,846	\$ 1,160,846	\$ -	\$ (1,160,846)
Increase/(Decrease) in Net Assets	\$ 59,652	\$ 59,652	\$ 903	\$ (58,749)

Texas Southmost College
Statement of Revenues and Expenditures-2002 General Rev Bond Fund
From 9/1/2011 Through 11/30/2011

(In Whole Numbers)

	Total Original Budget	Total Budget Revised	Current Period Actual	YTD Revised Budget Variance
REVENUES				
Non-Operating Revenues				
Investment Income				
Investment Earnings	\$ 1,233	\$ 1,233	\$ 248	\$ (985)
Total Investment Income	<u>1,233</u>	<u>1,233</u>	<u>248</u>	<u>(985)</u>
Total Non-Operating Revenues	<u>1,233</u>	<u>1,233</u>	<u>248</u>	<u>(985)</u>
Total REVENUES	<u>\$ 1,233</u>	<u>\$ 1,233</u>	<u>\$ 248</u>	<u>\$ (985)</u>
EXPENSES				
Operating Expenses				
Fiscal Agent Fees	\$ 6,250	\$ 6,250	\$ -	\$ (6,250)
Total Operating Expenses	<u>\$ 6,250</u>	<u>\$ 6,250</u>	<u>\$ -</u>	<u>\$ (6,250)</u>
Debt Service				
Interest on Capital	\$ 259,811	\$ 259,811	\$ -	\$ (259,811)
Principal on Capital	<u>190,000</u>	<u>190,000</u>	<u>-</u>	<u>(190,000)</u>
Total Debt Service	<u>449,811</u>	<u>449,811</u>	<u>-</u>	<u>(449,811)</u>
Total EXPENSES	<u>\$ 456,061</u>	<u>\$ 456,061</u>	<u>\$ -</u>	<u>\$ (456,061)</u>
Interfund Transfers				
Transfer from General	\$ (450,000)	\$ (450,000)	\$ (112,500)	\$ 337,500
Transfer to Campus Facilities	<u>-</u>	<u>-</u>	<u>-</u>	<u>-</u>
Total Interfund Transfers	<u>\$ (450,000)</u>	<u>\$ (450,000)</u>	<u>\$ (112,500)</u>	<u>\$ 337,500</u>
Increase/(Decrease) in Net Assets	<u>\$ (4,828)</u>	<u>\$ (4,828)</u>	<u>\$ 112,748</u>	<u>\$ 117,576</u>

Texas Southmost College
Statement of Revenues and Expenditures-2005 REK Center Rev. Bond Fund
From 9/1/2011 Through 11/30/2011

(In Whole Numbers)

	Total Original Budget	Total Budget Revised	Current Period Actual	YTD Revised Budget Variance
REVENUES				
Operating Revenues				
Tuition & Fees				
Student Recreation Fee	\$ 2,120,788	\$ 2,120,788	\$ -	\$ (2,120,788)
Total Tuition & Fees	<u>2,120,788</u>	<u>2,120,788</u>	<u>-</u>	<u>(2,120,788)</u>
Total Operating Revenues	<u>\$ 2,120,788</u>	<u>\$ 2,120,788</u>	<u>\$ -</u>	<u>\$ (2,120,788)</u>
Non-Operating Revenues				
Investment Income				
Investment Earnings	\$ 11,573	\$ 11,573	\$ 2,710	\$ (8,863)
Total Investment Income	<u>11,573</u>	<u>11,573</u>	<u>2,710</u>	<u>(8,863)</u>
Total Non-Operating Revenues	<u>11,573</u>	<u>11,573</u>	<u>2,710</u>	<u>(8,863)</u>
Total REVENUES	<u>\$ 2,132,361</u>	<u>\$ 2,132,361</u>	<u>\$ 2,710</u>	<u>\$ (2,129,651)</u>
Operating Expenses				
Institutional Support				
Fiscal Agent Fees	\$ 6,500	\$ 6,500	\$ -	\$ (6,500)
Bond Issuance Costs	<u>-</u>	<u>-</u>	<u>-</u>	<u>-</u>
Total Institutional Support	<u>\$ 6,500</u>	<u>\$ 6,500</u>	<u>\$ -</u>	<u>\$ (6,500)</u>
Contracted Services				
Designated Transfers to UTB	\$ 1,138,057	\$ 1,138,057	\$ 216,317	\$ (921,740)
Total Contracted Services	<u>1,138,057</u>	<u>1,138,057</u>	<u>216,317</u>	<u>(921,740)</u>
Total Operating Expenses	<u>\$ 1,144,557</u>	<u>\$ 1,144,557</u>	<u>\$ 216,317</u>	<u>\$ (928,240)</u>
Non-Operating Expenses				
Debt Service				
Interest on Capital	\$ 567,731	\$ 567,731	\$ -	\$ (567,731)
Principal on Capital	<u>415,000</u>	<u>415,000</u>	<u>-</u>	<u>(415,000)</u>
Total Debt Service	<u>982,731</u>	<u>982,731</u>	<u>-</u>	<u>(982,731)</u>
Total Non-Operating Expenses	<u>982,731</u>	<u>982,731</u>	<u>-</u>	<u>(982,731)</u>
Total EXPENSES	<u>\$ 2,127,288</u>	<u>\$ 2,127,288</u>	<u>\$ 216,317</u>	<u>\$ (1,910,971)</u>
Increase/(Decrease) in Net Assets	<u>\$ 5,073</u>	<u>\$ 5,073</u>	<u>\$ (213,607)</u>	<u>\$ (218,680)</u>

Texas Southmost College
Statement of Revenues and Expenditures-2005 Tax Debt Service Fund
From 9/1/2011 Through 11/30/2011

(In Whole Numbers)

	Total Original Budget	Total Budget Revised	Current Period Actual	YTD Revised Budget Variance
REVENUES				
Non-Operating Revenues				
Local Tax Revenues	\$ 1,612,046	\$ 1,612,046	\$ 1,087,292	\$ (524,754)
Investment Income				
Investment Earnings	<u>1,192</u>	<u>1,192</u>	<u>238</u>	<u>(954)</u>
Total Investment Income	<u>1,192</u>	<u>1,192</u>	<u>238</u>	<u>(954)</u>
Total Non-Operating Revenues	<u>1,613,238</u>	<u>1,613,238</u>	<u>1,087,530</u>	<u>(525,708)</u>
Total REVENUES	<u>\$ 1,613,238</u>	<u>\$ 1,613,238</u>	<u>\$ 1,087,530</u>	<u>\$ (525,708)</u>
EXPENSES				
Non-Operating Expenses				
Debt Service			-	
Principal on Capital	910,000	910,000	-	(910,000)
Interest on Capital	\$ 698,938	\$ 698,938	\$ -	\$ (698,938)
Total Debt Service	<u>\$ 1,608,938</u>	<u>\$ 1,608,938</u>	<u>\$ -</u>	<u>\$ (1,608,938)</u>
Total Non-Operating Expenses	<u>\$ 1,608,938</u>	<u>\$ 1,608,938</u>	<u>\$ -</u>	<u>\$ (1,608,938)</u>
Other Non-Operating Expenses				
Fiscal Agent Fees	<u>\$ 4,300</u>	<u>\$ 4,300</u>	<u>\$ -</u>	<u>\$ (4,300)</u>
Total Other Non-Operating Expenses	<u>\$ 4,300</u>	<u>\$ 4,300</u>	<u>\$ -</u>	<u>\$ (4,300)</u>
Total EXPENSES	<u>\$ 1,613,238</u>	<u>\$ 1,613,238</u>	<u>\$ -</u>	<u>\$ (1,613,238)</u>
Increase/(Decrease) in Net Assets	<u>\$ -</u>	<u>\$ -</u>	<u>\$ 1,087,530</u>	<u>\$ 1,087,530</u>

Texas Southmost College
Statement of Revenues and Expenditures-2006 Tax Debt Service Fund
From 9/1/2011 Through 11/30/2011

(In Whole Numbers)

	<u>Total Original Budget</u>	<u>Total Budget Revised</u>	<u>Current Period Actual</u>	<u>YTD Revised Budget Variance</u>
REVENUES				
Non-Operating Revenues				
Local Tax Revenues	\$ 1,682,811	\$ 1,682,811	\$ 1,134,576	\$ (548,235)
Investment Income				
Investment Earnings	<u>1,560</u>	<u>1,560</u>	<u>298</u>	<u>(1,262)</u>
Total Investment Income	<u>\$ 1,560</u>	<u>\$ 1,560</u>	<u>\$ 298</u>	<u>\$ (1,262)</u>
Total Non-Operating Revenues	<u>\$ 1,684,371</u>	<u>\$ 1,684,371</u>	<u>\$ 1,134,874</u>	<u>\$ (549,497)</u>
Total REVENUES	<u>\$ 1,684,371</u>	<u>\$ 1,684,371</u>	<u>\$ 1,134,874</u>	<u>\$ (549,497)</u>
EXPENSES				
Non-Operating Expenses				
Debt Service				
Principal on Capital	<u>580,000</u>	<u>580,000</u>	<u>-</u>	<u>(580,000)</u>
Interest on Capital	<u>1,100,621</u>	<u>1,100,621</u>	<u>-</u>	<u>(1,100,621)</u>
Total Debt Service	<u>\$ 1,680,621</u>	<u>\$ 1,680,621</u>	<u>\$ -</u>	<u>\$ (1,680,621)</u>
Other Non-Operating Expenses				
Fiscal Agent Fees	<u>\$ 3,750</u>	<u>\$ 3,750</u>	<u>\$ -</u>	<u>\$ (3,750)</u>
Total Other Non-Operating Expenses	<u>\$ 3,750</u>	<u>\$ 3,750</u>	<u>\$ -</u>	<u>\$ (3,750)</u>
Total EXPENSES	<u>\$ 1,684,371</u>	<u>\$ 1,684,371</u>	<u>\$ -</u>	<u>\$ (1,684,371)</u>
Increase/(Decrease) in Net Assets	<u>\$ -</u>	<u>\$ -</u>	<u>\$ 1,134,874</u>	<u>\$ 1,134,874</u>

Texas Southmost College
Statement of Revenues and Expenditures-2006 Maintenance Tax Notes Fund
From 9/1/2011 Through 11/30/2011

(In Whole Numbers)

	Total Original Budget	Total Budget Revised	Current Period Actual	YTD Revised Budget Variance
REVENUES				
Non-Operating Revenues				
Local Tax Revenues	\$ 377,350	\$ 377,350	\$ 255,461	\$ (121,889)
Investment Income				
Investment Earnings	<u>778</u>	<u>778</u>	<u>60</u>	<u>(718)</u>
Total Investment Income	<u>778</u>	<u>778</u>	<u>60</u>	<u>(718)</u>
Total Non-Operating Revenues	<u>378,128</u>	<u>378,128</u>	<u>255,521</u>	<u>(122,607)</u>
Total REVENUES	<u>\$ 378,128</u>	<u>\$ 378,128</u>	<u>\$ 255,521</u>	<u>\$ (122,607)</u>
EXPENSES				
Operating Expenses				
Institutional Support				
Fiscal Agent Fees	<u>\$ 3,300</u>	<u>\$ 3,300</u>	<u>\$ -</u>	<u>\$ (3,300)</u>
Total Operating Expenses	<u>\$ 3,300</u>	<u>\$ 3,300</u>	<u>\$ -</u>	<u>\$ (3,300)</u>
Non-Operating Expenses				
Interest on Capital	\$ 174,828	\$ 174,828	\$ -	\$ (174,828)
Principal on Capital	<u>200,000</u>	<u>200,000</u>	<u>-</u>	<u>(200,000)</u>
Total Non-Operating Expenses	<u>374,828</u>	<u>374,828</u>	<u>-</u>	<u>(374,828)</u>
Total EXPENSES	<u>\$ 378,128</u>	<u>\$ 378,128</u>	<u>\$ -</u>	<u>\$ (378,128)</u>
Increase/(Decrease) in Net Assets	<u>\$ -</u>	<u>\$ -</u>	<u>\$ 255,521</u>	<u>\$ 255,521</u>

Texas Southmost College
Statement of Revenues and Expenditures-2007 Tax Debt Service Fund
From 9/1/2011 Through 11/30/2011

(In Whole Numbers)

	Total Original Budget	Total Budget Revised	Current Period Actual	YTD Revised Budget Variance
REVENUES				
Non-Operating Revenues				
Local Tax Revenues	\$ 963,193	\$ 963,193	\$ 648,565	\$ (314,628)
Investment Income				
Investment Earnings	1,196	1,196	171	(1,025)
Total Investment Income	1,196	1,196	171	(1,025)
Total Non-Operating Revenues	964,389	964,389	648,736	(315,653)
Total REVENUES	\$ 964,389	\$ 964,389	\$ 648,736	\$ (315,653)
EXPENSES				
Operating Expenses				
Institutional Support				
Fiscal Agent Fees	\$ 3,450	\$ 3,450	\$ -	\$ (3,450)
Total Operating Expenses	\$ 3,450	\$ 3,450	\$ -	\$ (3,450)
Non-Operating Expenses				
Interest on Capital	\$ 570,939	\$ 570,939	\$ -	\$ (570,939)
Principal on Capital	390,000	390,000	-	(390,000)
Total Non-Operating Expenses	960,939	960,939	-	(960,939)
Total EXPENSES	\$ 964,389	\$ 964,389	\$ -	\$ (964,389)
Increase/(Decrease) in Net Assets	\$ -	\$ -	\$ 648,736	\$ 648,736

Texas Southmost College
Statement of Revenues and Expenditures-2007 Maintenance Tax Notes Fund
From 9/1/2011 Through 11/30/2011

(In Whole Numbers)

	Total Original Budget	Total Budget Revised	Current Period Actual	YTD Revised Budget Variance
REVENUES				
Non-Operating Revenues				
Local Tax Revenues	\$ 152,206	\$ 152,206	\$ 102,880	\$ (49,326)
Investment Income				
Investment Earnings	153	153	21	(132)
Total Investment Income	<u>\$ 153</u>	<u>\$ 153</u>	<u>\$ 21</u>	<u>\$ (132)</u>
Total Non-Operating Revenues	<u>\$ 152,359</u>	<u>\$ 152,359</u>	<u>\$ 102,901</u>	<u>\$ (49,458)</u>
Total REVENUES	<u>\$ 152,359</u>	<u>\$ 152,359</u>	<u>\$ 102,901</u>	<u>\$ (49,458)</u>
EXPENSES				
Operating Expenses				
Institutional Support				
Fiscal Agent Fees	\$ 3,500	\$ 3,500	\$ -	\$ (3,500)
Total Institutional Support	<u>\$ 3,500</u>	<u>\$ 3,500</u>	<u>\$ -</u>	<u>\$ (3,500)</u>
Total Operating Expenses	<u>\$ 3,500</u>	<u>\$ 3,500</u>	<u>\$ -</u>	<u>\$ (3,500)</u>
Non-Operating Expenses				
Interest on Capital	\$ 73,859	\$ 73,859	\$ -	\$ (73,859)
Principal on Capital	75,000	75,000	-	(75,000)
Total Non-Operating Expenses	<u>\$ 148,859</u>	<u>\$ 148,859</u>	<u>\$ -</u>	<u>\$ (148,859)</u>
Total EXPENSES	<u>\$ 152,359</u>	<u>\$ 152,359</u>	<u>\$ -</u>	<u>\$ (152,359)</u>
Increase/(Decrease) in Net Assets	<u>\$ -</u>	<u>\$ -</u>	<u>\$ 102,901</u>	<u>\$ 102,901</u>

Texas Southmost College
Statement of Revenues and Expenditures-2008 Tax Debt Service Fund
From 9/1/2011 Through 11/30/2011

(In Whole Numbers)

	Total Original Budget	Total Budget Revised	Current Period Actual	YTD Revised Budget Variance
REVENUES				
Non-Operating Revenues				
Local Tax Revenues	\$ 167,945	\$ 167,945	\$ 117,150	\$ (50,795)
Investment Income				
Investment Earnings	<u>1,521</u>	<u>1,521</u>	<u>48</u>	<u>(1,473)</u>
Total Investment Income	<u>1,521</u>	<u>1,521</u>	<u>48</u>	<u>(1,473)</u>
Total Non-Operating Revenues	<u>169,466</u>	<u>169,466</u>	<u>117,198</u>	<u>(52,268)</u>
Total REVENUES	<u>\$ 169,466</u>	<u>\$ 169,466</u>	<u>\$ 117,198</u>	<u>\$ (52,268)</u>
EXPENSES				
Operating Expenses				
Institutional Support				
Fiscal Agent Fees	<u>\$ 2,200</u>	<u>\$ 2,200</u>	<u>\$ -</u>	<u>\$ (2,200)</u>
Total Operating Expenses	<u>\$ 2,200</u>	<u>\$ 2,200</u>	<u>\$ -</u>	<u>\$ (2,200)</u>
Non-Operating Expenses				
Interest on Capital	<u>\$ 167,266</u>	<u>\$ 167,266</u>	<u>\$ -</u>	<u>\$ (167,266)</u>
Total Non-Operating Expenses	<u>167,266</u>	<u>167,266</u>	<u>-</u>	<u>(167,266)</u>
Total EXPENSES	<u>\$ 169,466</u>	<u>\$ 169,466</u>	<u>\$ -</u>	<u>\$ (169,466)</u>
Increase/(Decrease) in Net Assets	<u>\$ -</u>	<u>\$ -</u>	<u>\$ 117,198</u>	<u>\$ 117,198</u>

Texas Southmost College
Statement of Revenues and Expenditures-2008 Maintenance Tax Notes Fund
From 9/1/2011 Through 11/30/2011

(In Whole Numbers)

	Total Original Budget	Total Budget Revised	Current Period Actual	YTD Revised Budget Variance
REVENUES				
Non-Operating Revenues				
Local Tax Revenues	\$ 372,810	\$ 372,810	\$ 251,261	\$ (121,549)
Investment Income				
Investment Earnings	653	653	46	(607)
Total Investment Income	653	653	46	(607)
Total Non-Operating Revenues	373,463	373,463	251,307	(122,156)
Total REVENUES	\$ 373,463	\$ 373,463	\$ 251,307	\$ (122,156)
EXPENSES				
Operating Expenses				
Institutional Support				
Fiscal Agent Fees	\$ 2,350	\$ 2,350	\$ -	\$ (2,350)
Total Institutional Support	2,350	2,350	-	(2,350)
Total Operating Expenses	\$ 2,350	\$ 2,350	\$ -	\$ (2,350)
Non-Operating Expenses				
Interest on Capital	\$ 186,113	\$ 186,113	\$ -	\$ (186,113)
Principal on Capital	185,000	185,000	-	(185,000)
Total Non-Operating Expenses	371,113	371,113	-	(371,113)
Total EXPENSES	\$ 373,463	\$ 373,463	\$ -	\$ (373,463)
Increase/(Decrease) in Net Assets	\$ -	\$ -	\$ 251,307	\$ 251,307

Texas Southmost College
Statement of Revenues and Expenditures-2009 Maintenance Tax Notes Fund
From 9/1/2011 Through 11/30/2011

(In Whole Numbers)

	Total Original Budget	Total Budget Revised	Current Period Actual	YTD Revised Budget Variance
REVENUES				
Non-Operating Revenues				
Local Tax Revenues	\$ 410,166	\$ 410,166	\$ 279,224	\$ (130,942)
Investment Income				
Investment Earnings	4,809	4,809	65	(4,744)
Total Investment Income	4,809	4,809	65	(4,744)
Total Non-Operating Revenues	414,975	414,975	279,289	(135,686)
Total REVENUES	\$ 414,975	\$ 414,975	\$ 279,289	\$ (135,686)
EXPENSES				
Operating Expenses				
Institutional Support				
Fiscal Agent Fees	\$ 2,350	\$ 2,350	\$ -	\$ (2,350)
Total Operating Expenses	\$ 2,350	\$ 2,350	\$ -	\$ (2,350)
Non-Operating Expenses				
Interest on Capital	\$ 117,625	\$ 117,625	\$ -	\$ (117,625)
Principal on Capital	295,000	295,000	-	(295,000)
Total Non-Operating Expenses	412,625	412,625	-	(412,625)
Total EXPENSES	\$ 414,975	\$ 414,975	\$ -	\$ (414,975)
Increase/(Decrease) in Net Assets	\$ -	\$ -	\$ 279,289	\$ 279,289

Texas Southmost College
Statement of Revenues and Expenditures-2009 Maintenance Tax Notes Fund
From 9/1/2011 Through 11/30/2011

(In Whole Numbers)

	Total Original Budget	Total Budget Revised	Current Period Actual	YTD Revised Budget Variance
REVENUES				
Non-Operating Revenues				
Local Tax Revenues	\$ 255,239	\$ 255,239	\$ 171,687	\$ (83,552)
Investment Income				
Investment Earnings	<u>811</u>	<u>811</u>	<u>32</u>	<u>(779)</u>
Total Investment Income	<u>811</u>	<u>811</u>	<u>32</u>	<u>(779)</u>
Total Non-Operating Revenues	<u>256,050</u>	<u>256,050</u>	<u>171,719</u>	<u>(84,331)</u>
Total REVENUES	<u>\$ 256,050</u>	<u>\$ 256,050</u>	<u>\$ 171,719</u>	<u>\$ (84,331)</u>
EXPENSES				
Operating Expenses				
Institutional Support				
Fiscal Agent Fees	<u>\$ 2,350</u>	<u>\$ 2,350</u>	\$ -	<u>\$ (2,350)</u>
Total Institutional Support	<u>2,350</u>	<u>2,350</u>	-	<u>(2,350)</u>
Total Operating Expenses	<u>\$ 2,350</u>	<u>\$ 2,350</u>	<u>\$ -</u>	<u>\$ (2,350)</u>
Non-Operating Expenses				
Principal on Capital	\$ 135,000	\$ 135,000	\$ -	\$ (135,000)
Interest on Capital	<u>118,700</u>	<u>118,700</u>	<u>-</u>	<u>(118,700)</u>
Total Non-Operating Expenses	<u>253,700</u>	<u>253,700</u>	<u>-</u>	<u>(253,700)</u>
Total EXPENSES	<u>\$ 256,050</u>	<u>\$ 256,050</u>	<u>\$ -</u>	<u>\$ (256,050)</u>
Increase/(Decrease) in Net Assets	<u>\$ -</u>	<u>\$ -</u>	<u>\$ 171,719</u>	<u>\$ 171,719</u>

TEXAS SOUTHMOST COLLEGE DISTRICT
INVESTMENT REPORT
FOR QUARTER ENDED
November 2011

RETIREMENT OF INDEBTEDNESS

Instrument	Book Value 8/31/2011	Book Value 8/31/2011	Book Value 11/30/2011	Book Value 11/30/2011	Avg. Yield	Maturity	Interest Earned
TSC Debt Service Fund	\$208,468.82	\$208,468.82	\$208,587.43	\$208,587.43	0.244%	N/A	\$118.61
TSC 1987 Tax Debt Service Fund	\$475,734.29	\$475,734.29	\$480,603.18	\$480,603.18	0.244%	N/A	\$272.23
TSC 2005 Tax Debt Service Fund	\$95,573.02	\$95,573.02	\$1,132,015.44	\$1,132,015.44	0.244%	N/A	\$238.20
TSC 2005 WRKC Debt Service Fund	\$4,807,672.28	\$4,807,672.28	\$4,747,353.88	\$4,747,353.88	0.244%	N/A	\$2,709.59
TSC 2006 Tax Debt Service	\$186,272.20	\$186,272.20	\$1,267,884.11	\$1,267,884.11	0.244%	N/A	\$297.71
TSC 2007 Tax Debt Service	\$109,034.00	\$109,034.00	\$727,131.25	\$727,131.25	0.244%	N/A	\$171.37
TSC 2008 Tax Debt Service	\$48,946.10	\$48,946.10	\$160,828.37	\$160,828.37	0.244%	N/A	\$48.10
TSC 2009 Tax Debt Service	\$31,982.44	\$31,982.44	\$298,202.38	\$298,202.38	0.244%	N/A	\$65.35
TSC 2006 Maintenance Tax Debt Service	\$29,194.00	\$29,194.00	\$272,782.85	\$272,782.85	0.244%	N/A	\$59.90
TSC 2007 Maintenance Tax Debt Service	\$6,354.59	\$6,354.59	\$104,439.35	\$104,439.35	0.244%	N/A	\$21.03
TSC 2008 Maintenance Tax Debt Service	\$6,584.79	\$6,584.79	\$246,125.20	\$246,125.20	0.244%	N/A	\$46.17
TSC 2009 Maintenance Tax Debt Service	\$5,723.61	\$5,723.61	\$169,357.53	\$169,357.53	0.244%	N/A	\$32.15
TSC Student Union Bldg Fees	\$1,582,618.56	\$1,582,618.56	\$1,592,777.49	\$1,592,777.49	0.244%	N/A	\$902.52
							<u>\$4,982.93</u>

AGENCY FUNDS

Instrument	Book Value 8/31/2011	Book Value 8/31/2011	Book Value 11/30/2011	Book Value 11/30/2011	Avg. Yield	Maturity	Interest Earned
TSC Alumni Association	\$10,735.88	\$10,735.88	\$10,741.99	\$10,741.99	0.244%	N/A	\$6.11
							<u>\$6.11</u>

TOTAL INTEREST EARNED THIS QUARTER

\$15,891.48


Note: All investments are in accordance with the stated strategies, District Board Investment Policy 4.60, and relevant provisions of the law.

Interest Summary

FUNDS	Earned 1st Qtr	Earned 2nd Qtr	Earned 3rd Qtr	Earned 4th Qtr
Current Funds	\$4,810.18			
Loan Funds	\$20.88			
Endowment & Similar Funds	\$4.93			
Plant Funds	\$11,049.38			
Agency Funds	\$6.11			
TOTAL	\$15,891.48			



Chet Lewis, III
Vice President of Finance
and Administration



Nancy Saldaña
Director of Finance